

Dear PhD Aspirants!

With reference to your application for admission to PhD program, kindly appear for the written test scheduled on **18th January 2025**. The details are given below:

<b>Mode of examination</b>	<b>Online through LMS in Proctored Mode</b>
<b>Login URL</b>	<a href="https://gulms.galgotiasuniversity.org/">https://gulms.galgotiasuniversity.org/</a>
<b>User Name</b>	<b>Application Number (Ex: PHD24XXXXX)</b>
<b>Password</b>	<b>Gu@12345 (Case Sensitive)</b>
<b>Mock Test for Practice (17th January, 2025)</b>	<b>Test 1 (Research Methodology): 10.00 AM to 12.00 Noon Test 2 (Relevant Discipline): 1.00 PM to 3.00 PM</b>
<b>Login Time for Entrance Test (18th January, 2025)</b>	<b>09.30 AM / 12.30 PM</b>
<b>Entrance Test (18th January, 2025)</b>	<b>Test 1 (Research Methodology): 10.00 AM to 11.00 AM Test 2 (Relevant Discipline): 11.30 AM to 12.30 PM</b>

### **General Guidelines for PhD Entrance Test**

**List of eligible candidates appearing in written test and exempted from written test will be displayed on Galgotias University website on 16th January 2025.**

### **PART-1 Written Test**

- The Mock Test for practice will be enabled on **17th January 2025** from **10.00 AM to 12.00 Noon** and **1.00 PM to 3.00 PM** so candidates may ensure that the system is well calibrated for online proctored examination on LMS. It is compulsory to attend the Mock Test.
- Written test will be objective types & conducted online in proctored mode in two slots on **18th January 2025** each of one hour.
  - Test I** - Research Methodology 10.00 am to 11.00 am
  - Test II**- Relevant Discipline 11.30 am to 12.30 pm
- Candidates who have qualified NET/JRF/GATE, and with minimum of 10 years of experience (Teaching/industry/research) will be exempted from the written test and will appear directly in the interview on **28th January 2025**.
- Candidate's identity will be verified online half an hour before the start of examination along with Photo Identity Proof (Pan Card/ Driving License / Aadhar Card / College ID/University ID)

5. The Written Test will comprise of 50 questions each for Test I & Test II.
6. The Entrance Test will be a qualifying test for admission in PhD program. No Negative marking will be followed.
7. For enabling **proctored setting** in your system, a SOP is shared as annexure1 and if proctored setting is not enabled candidate will not be allowed to appear in the test.
8. **Login id is your application number and password will be Gu@12345. The Same id and password will be used for both the Tests on 17th January and 18th January 2025.**
9. If any candidate is found using any malpractices / unfair means, he/she will become ineligible for the admission in Ph.D. Programme.
10. All candidates have to login at 9.30 AM prior to the start of examination.
11. Written exam shall start at 10.00 AM. **Late logins shall not be allowed at any condition.**
12. **In any case no extra time will be given for the exam.**
13. Syllabus for test is given on website link (<https://www.galgotiasuniversity.edu.in/ph-d-syllabus>)
14. For any technical support candidates may contact -  
Mr. Viresh Kumar at [viresh.kumar@galgotiasuniversity.edu.in](mailto:viresh.kumar@galgotiasuniversity.edu.in) or +91 9999034123  
Mr. Sanjeev Kumar Mishra at [sanjeev.mishra@galgotiasuniversity.edu.in](mailto:sanjeev.mishra@galgotiasuniversity.edu.in) or +91 9650683985

### **PART 2 Interview**

1. **Interview will start at 09.30 AM on 28th January 2025 at Galgotias University, Greater Noida.**
2. University will not take any responsibility in any case for any internet or software failure. No request for re conduction of test/interview will be entertained for any problem.
3. Candidates who are exempted from written exams have to produce their supporting documents in original and photocopy as prescribed in PhD. rules and regulations on Galgotias University Website.
4. University reserves all the rights to set the cut off criteria in online written examination to appear for the interview.
5. **All Candidates have to prepare a brief presentation on research proposal for interview.**

### **PART 3 Declaration of Results and Fee Submission and Admission**

6. The final list of the selected candidates who appeared in the entrance test will be published on the university website on **3<sup>rd</sup> February 2025**. The merit list will be prepared as per the prescribed norms and eligibility criteria for respective programmes.
7. Admission offer letter will be issued by admission department on your admission login or through your registered E-mail Id.
8. Candidates appeared for the final semester of Post Graduate programmes (Master Degree) in 2023-24 are permitted to appear for the PET in anticipation of final year exam result. Such candidates are permitted to submit the qualifying exam result at the time of admission, failing to which will be resulted in disqualification of the candidate.
9. Candidates who are employed with Galgotias University or any other organization are required to submit No Objection Certificate (NOC) from their respective organization at the time of admission.
10. Qualifying in the Entrance Test shall not be considered as confirmation of admission in Ph.D. program.
11. The process for admission will be undertaken as per the University Grants Commission (Minimum Standards and Procedure for Award of M. Phil./ Ph. D. Degrees) and amendments there under.

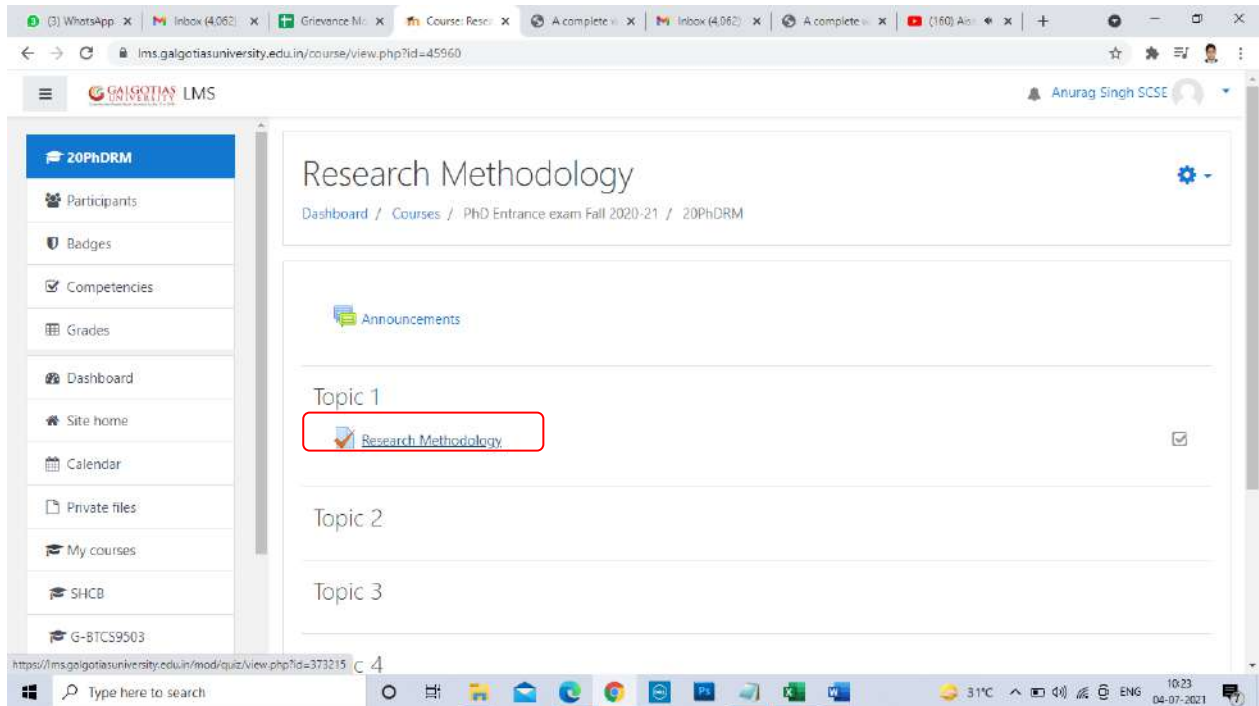
**Research Office**

**Galgotias University, Greater Noida**

**(9899954887)**

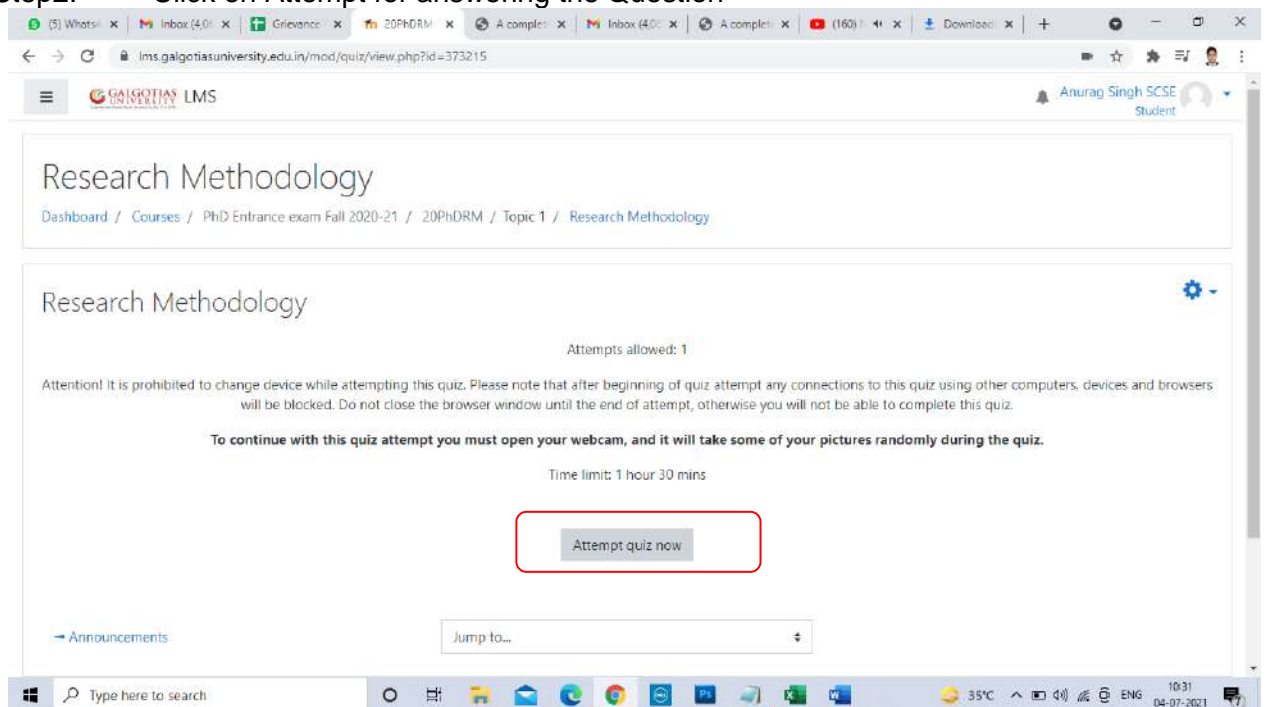
## Step by Step Guide for students to attempt Entrance Exam

Step1. Student has to click on the course Research Methodology and the subject specific.



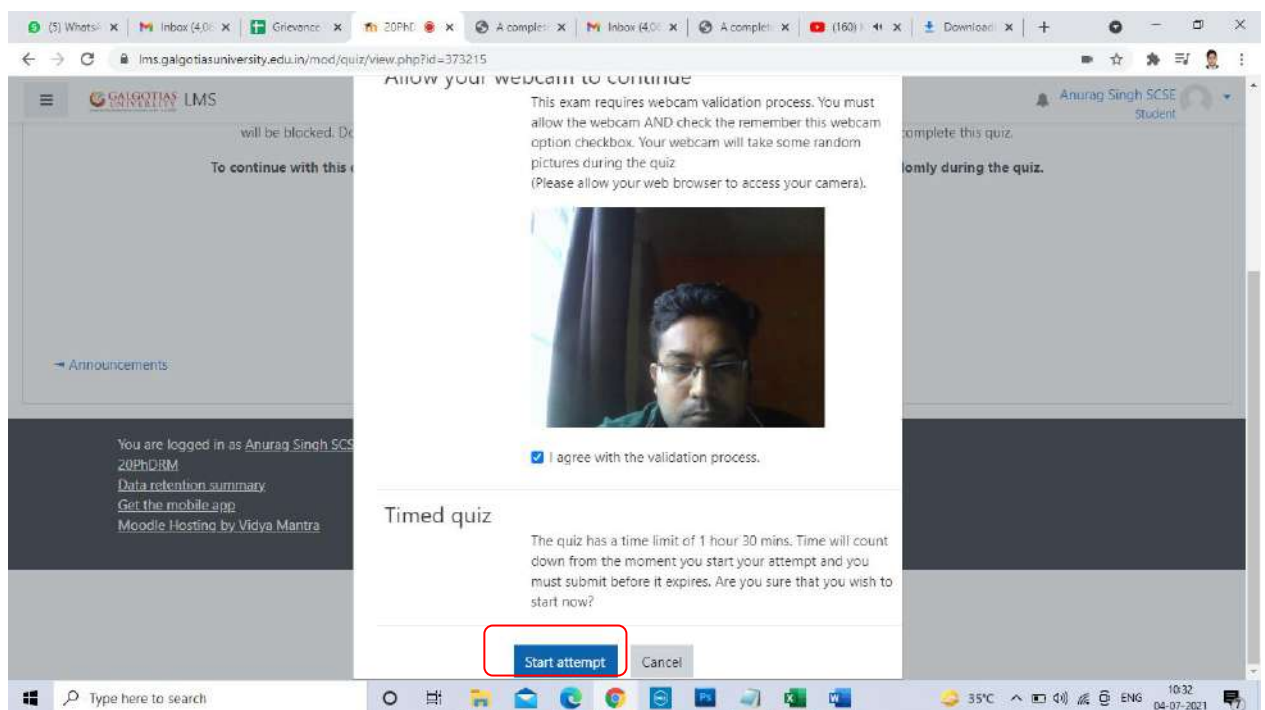
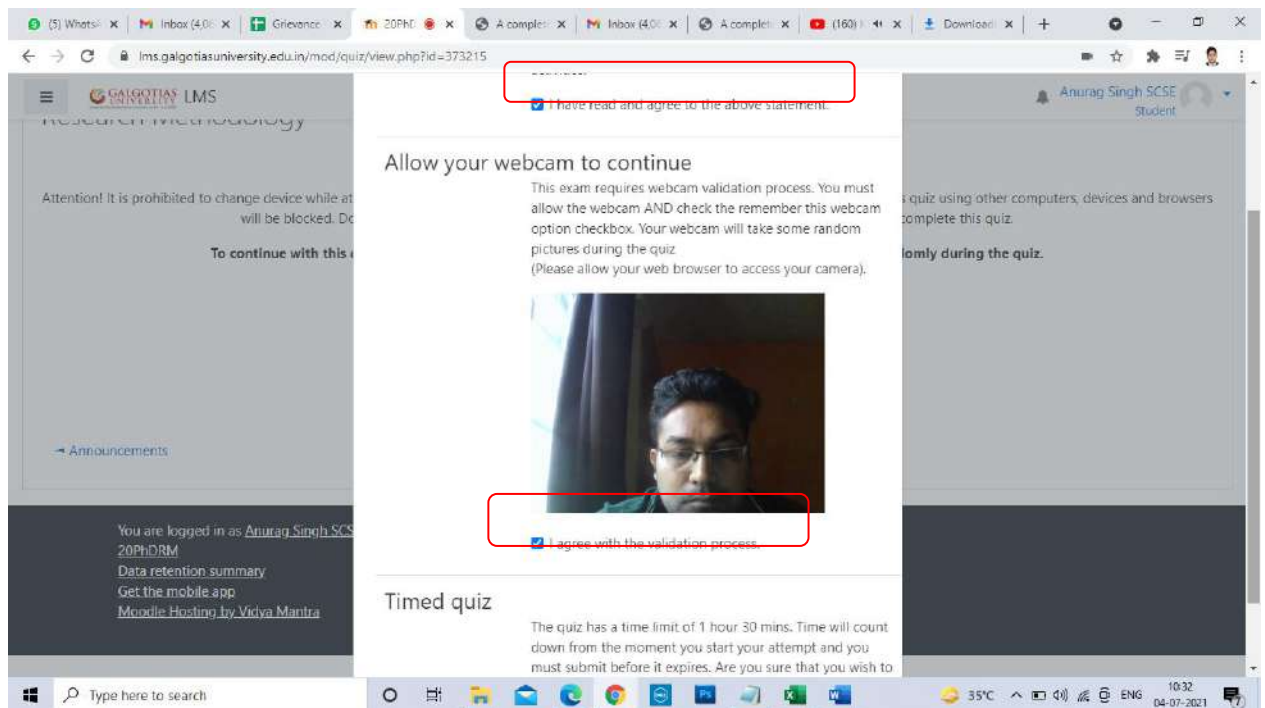
The screenshot shows the LMS interface for the course 'Research Methodology'. The breadcrumb trail is 'Dashboard / Courses / PhD Entrance exam Fall 2020-21 / 20PhDRM'. Under the 'Announcements' section, there are three topics listed: 'Topic 1', 'Topic 2', and 'Topic 3'. The 'Research Methodology' link under 'Topic 1' is highlighted with a red rectangle. The left sidebar contains navigation options like 'Participants', 'Badges', 'Competencies', 'Grades', 'Dashboard', 'Site home', 'Calendar', 'Private files', 'My courses', 'SHCB', and 'G-BTCS9503'. The user's name 'Anurag Singh SCSE' is visible in the top right corner.

Step2. Click on Attempt for answering the Question

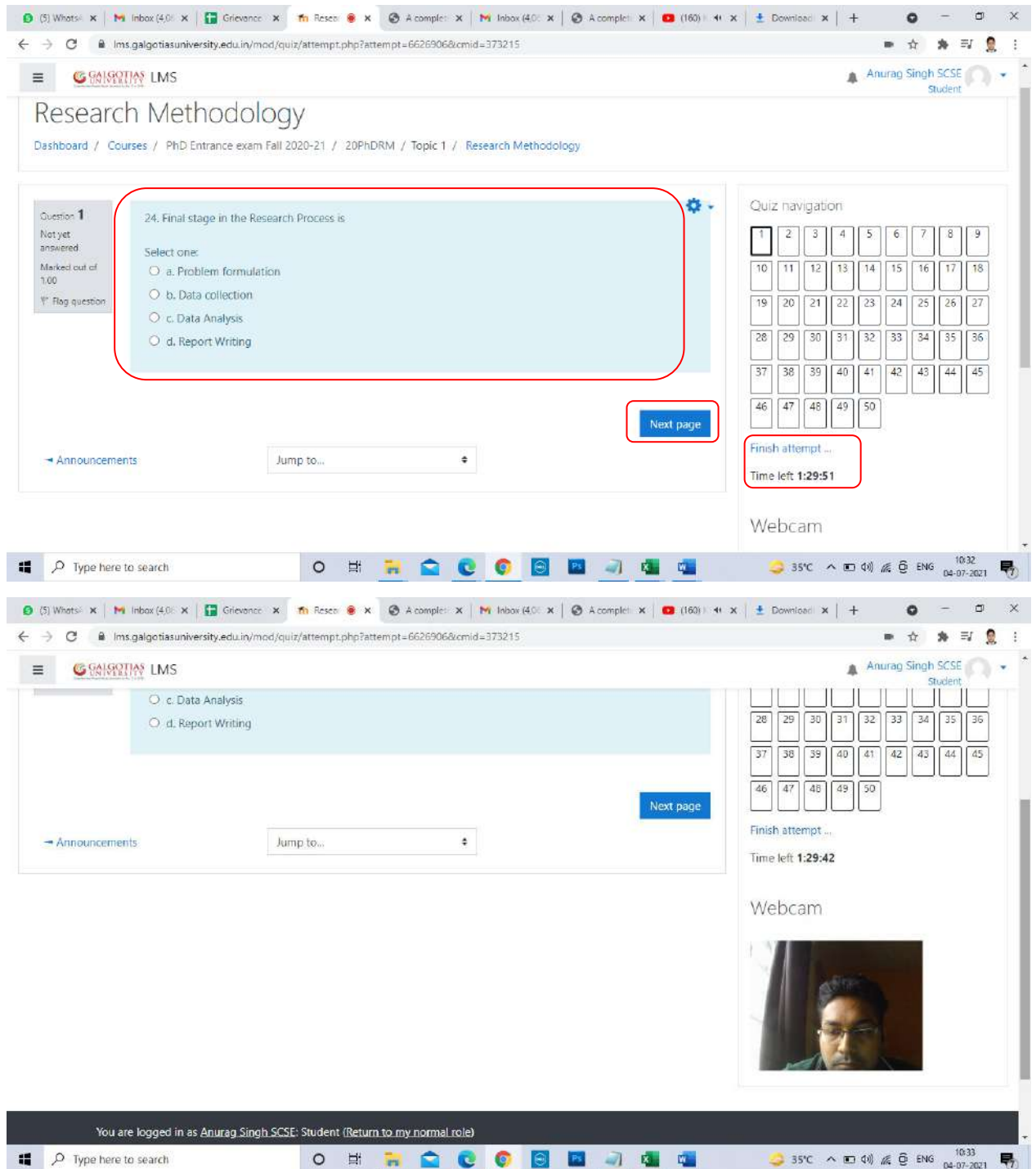


The screenshot shows the LMS interface for the quiz attempt page. The breadcrumb trail is 'Dashboard / Courses / PhD Entrance exam Fall 2020-21 / 20PhDRM / Topic 1 / Research Methodology'. The page title is 'Research Methodology'. Below the title, it says 'Attempts allowed: 1'. A warning message states: 'Attention! It is prohibited to change device while attempting this quiz. Please note that after beginning of quiz attempt any connections to this quiz using other computers, devices and browsers will be blocked. Do not close the browser window until the end of attempt, otherwise you will not be able to complete this quiz.' Below this, it says 'To continue with this quiz attempt you must open your webcam, and it will take some of your pictures randomly during the quiz.' The time limit is '1 hour 30 mins'. A red rectangle highlights the 'Attempt quiz now' button. At the bottom, there is a 'Jump to...' dropdown menu. The user's name 'Anurag Singh SCSE Student' is visible in the top right corner.

Step3. Read the instruction and allow the camera.



Step4. Attempt the MCQ



The screenshot displays the LMS interface for a quiz attempt. The page title is "Research Methodology" and the user is identified as "Anurag Singh SCSE Student". The quiz question is: "24. Final stage in the Research Process is". The options are: a. Problem formulation, b. Data collection, c. Data Analysis, and d. Report Writing. A red box highlights the question and options. A "Next page" button is visible. The quiz navigation grid shows 50 questions, with question 24 highlighted. The time left is 1:29:51. The interface also includes a search bar, a taskbar, and a webcam feed.

Question 1  
Not yet answered  
Marked out of 1.00  
Flag question

24. Final stage in the Research Process is

Select one:

- a. Problem formulation
- b. Data collection
- c. Data Analysis
- d. Report Writing

Next page

Announcements Jump to...

Quiz navigation

1	2	3	4	5	6	7	8	9
10	11	12	13	14	15	16	17	18
19	20	21	22	23	24	25	26	27
28	29	30	31	32	33	34	35	36
37	38	39	40	41	42	43	44	45
46	47	48	49	50				

Finish attempt ...  
Time left 1:29:51

Webcam

Type here to search

35°C 10:32 04-07-2021

lms.galgotiasuniversity.edu.in/mod/quiz/attempt.php?attempt=6626906&cmid=373215

Announcements Jump to...

Next page

Finish attempt ...  
Time left 1:29:42

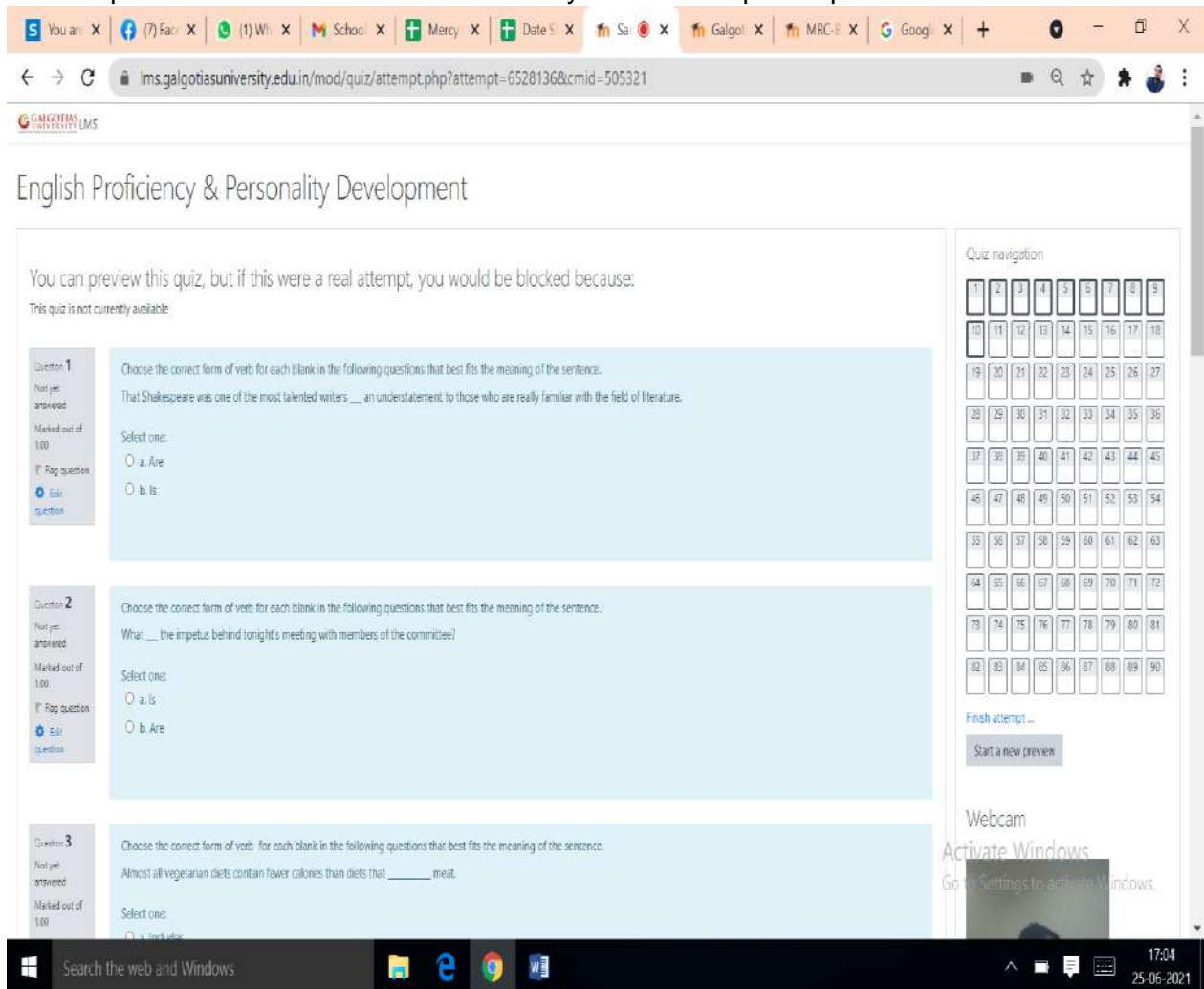
Webcam

You are logged in as Anurag Singh SCSE: Student (Return to my normal role)

Type here to search

35°C 10:33 04-07-2021

Step5. In this screen timer has start you can attempt the questions.



The screenshot shows a web browser window with the URL `lms.galgotiasuniversity.edu.in/mod/quiz/attempt.php?attempt=6528136&cmid=505321`. The page title is "English Proficiency & Personality Development". A message states: "You can preview this quiz, but if this were a real attempt, you would be blocked because: This quiz is not currently available".

On the right side, there is a "Quiz navigation" section with a grid of question numbers from 1 to 90. Below the grid are buttons for "Finish attempt..." and "Start a new preview".

The main content area displays three preview questions:

**Question 1**  
 Not yet answered  
 Marked out of 1.00  
 Flag question  
 Edit question

Choose the correct form of verb for each blank in the following questions that best fits the meaning of the sentence.  
 That Shakespeare was one of the most talented writers \_\_\_ an understatement to those who are really familiar with the field of literature.

Select one:  
 a. Are  
 b. Is

**Question 2**  
 Not yet answered  
 Marked out of 1.00  
 Flag question  
 Edit question

Choose the correct form of verb for each blank in the following questions that best fits the meaning of the sentence.  
 What \_\_\_ the impetus behind tonight's meeting with members of the committee?

Select one:  
 a. Is  
 b. Are

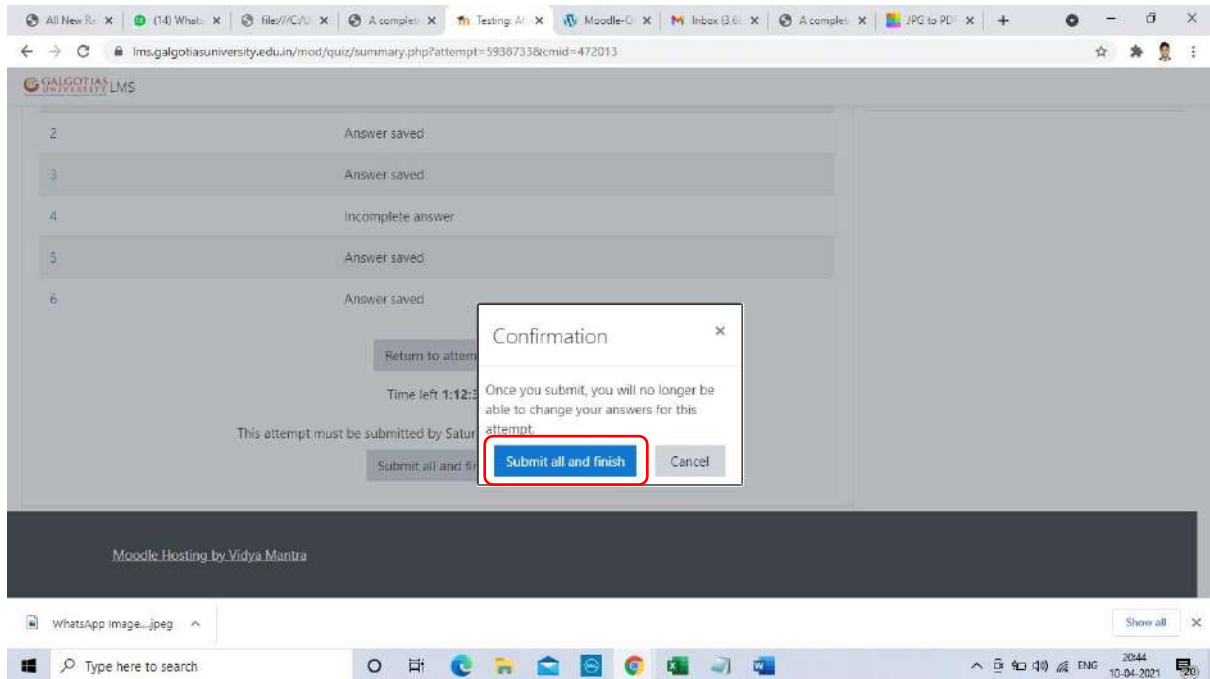
**Question 3**  
 Not yet answered  
 Marked out of 1.00  
 Flag question  
 Edit question

Choose the correct form of verb for each blank in the following questions that best fits the meaning of the sentence.  
 Almost all vegetarian diets contain fewer calories than diets that \_\_\_\_\_ meat.

Select one:  
 a. Includes

The Windows taskbar at the bottom shows the time as 17:04 on 25-06-2021.

Step5. Click on Finish Attempt after attempting all the questions

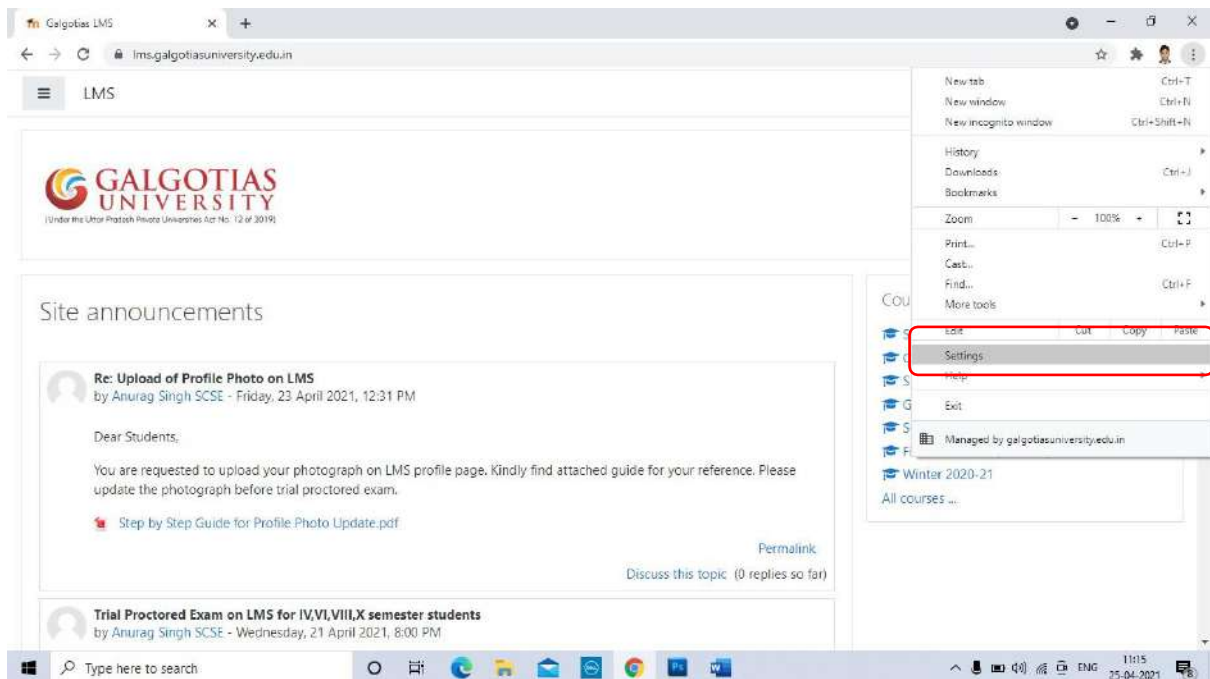


## Questionnaire and the Answers

**Q1 How to open and check camera settings in browser, if camera is not working and unable to select camera in Laptop?**

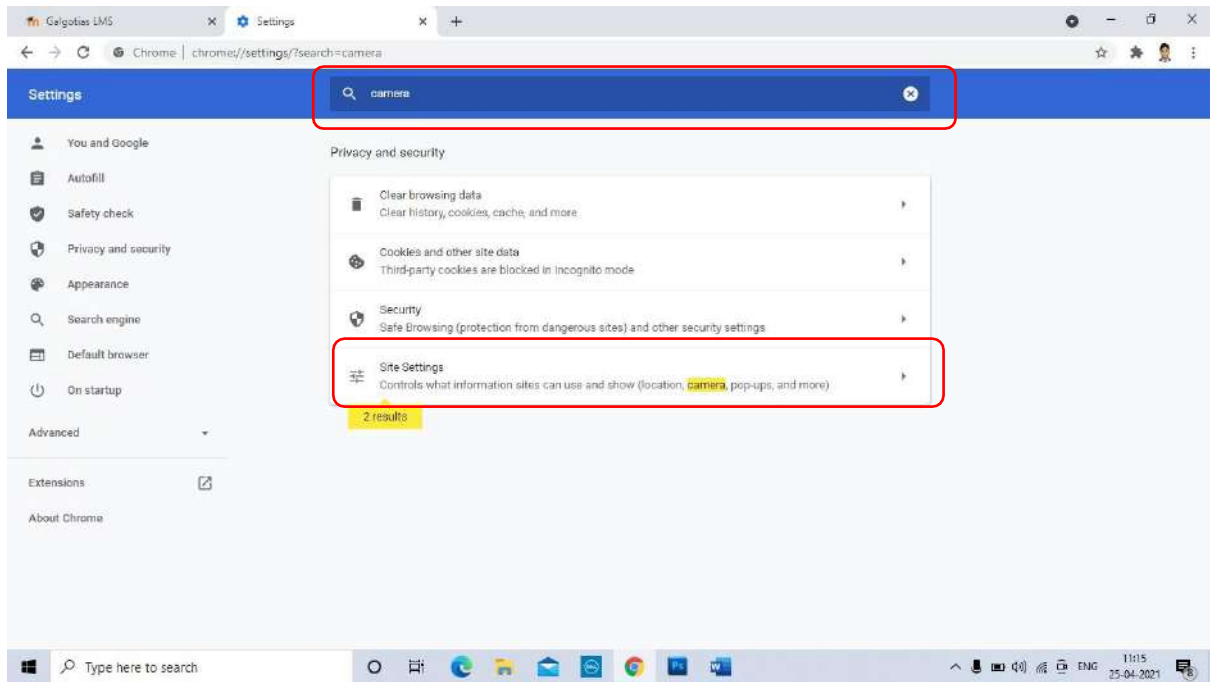
**Solution:**

Step1. Click on browser settings



Step2. Search for camera and click on site settings





The screenshot shows the Chrome Settings application. The search bar at the top contains the text "camera". The search results are displayed under the "Privacy and security" section. The "Site Settings" option is highlighted with a red box, and a yellow box below it indicates "2 results".

**Settings**

chrome://settings/?search=camera

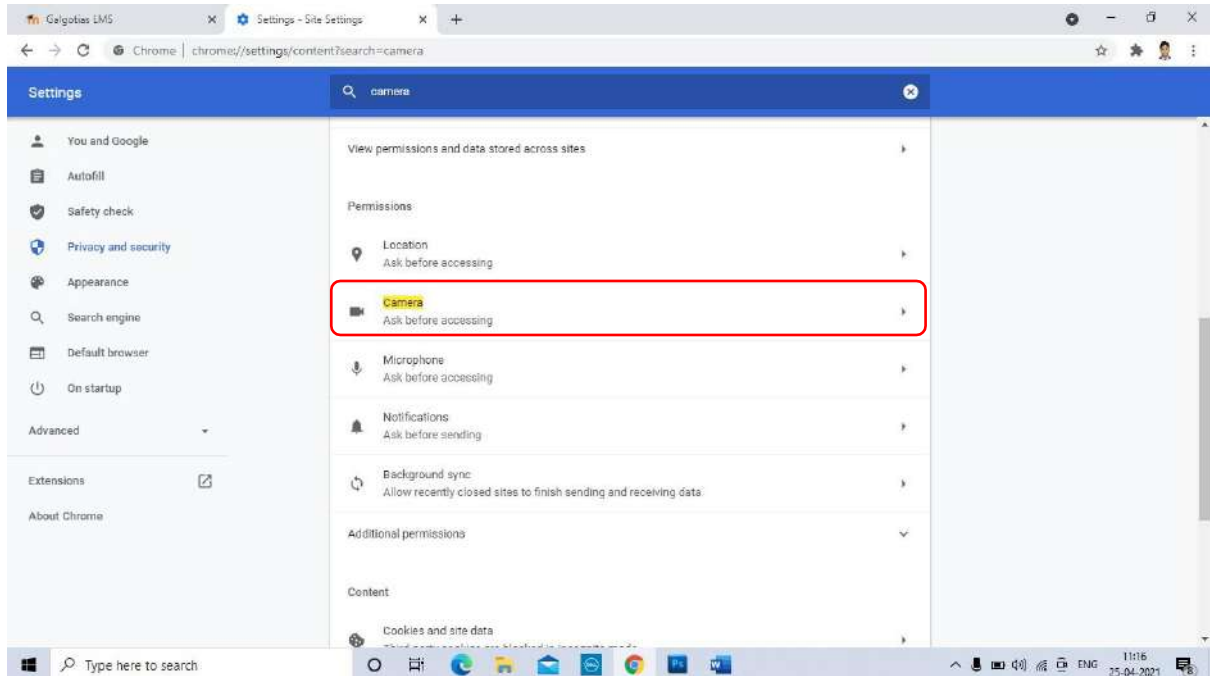
**Privacy and security**

- Clear browsing data  
Clear history, cookies, cache, and more.
- Cookies and other site data  
Third-party cookies are blocked in Incognito mode.
- Security  
Safe Browsing (protection from dangerous sites) and other security settings.
- Site Settings**  
Controls what information sites can use and show (location, camera, pop-ups, and more).

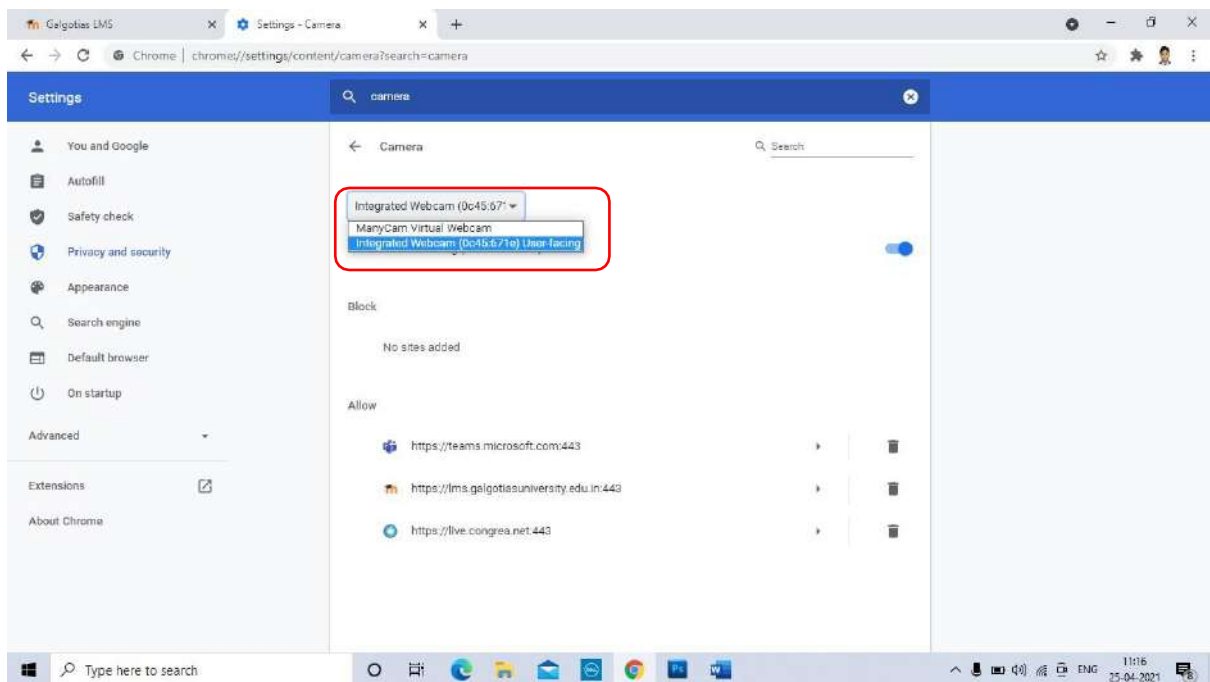
2 results

Windows taskbar: Type here to search, 11:15, 25-04-2021

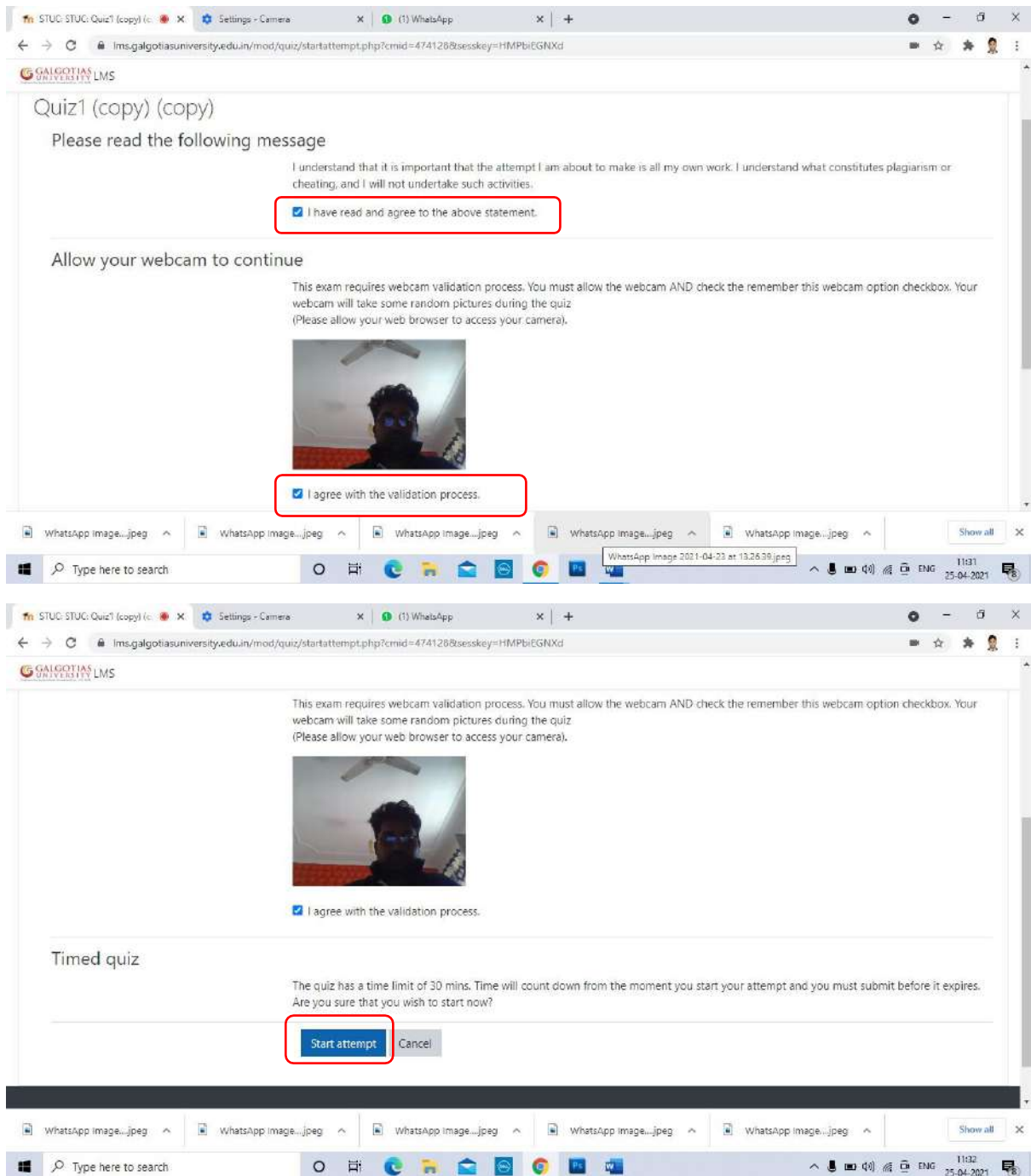
### Step3. Click on camera



### Step4. Select integrated webcam if using in build camera or if any external camera attached select that.



### Step5. Click on LMS exam and refresh. Camera will start working



The screenshot shows a web browser window with the URL `lms.galgotiasuniversity.edu.in/mod/quiz/startattempt.php?cmid=474126&sesskey=HMPbiEGNXd`. The page title is "Quiz1 (copy) (copy)".

**Step 1: Read the message and agree.**

Please read the following message


I understand that it is important that the attempt I am about to make is all my own work. I understand what constitutes plagiarism or cheating, and I will not undertake such activities.

I have read and agree to the above statement.

**Step 2: Allow webcam validation.**

Allow your webcam to continue


This exam requires webcam validation process. You must allow the webcam AND check the remember this webcam option checkbox. Your webcam will take some random pictures during the quiz (Please allow your web browser to access your camera).



I agree with the validation process.

**Step 3: Start the timed quiz.**

This exam requires webcam validation process. You must allow the webcam AND check the remember this webcam option checkbox. Your webcam will take some random pictures during the quiz (Please allow your web browser to access your camera).



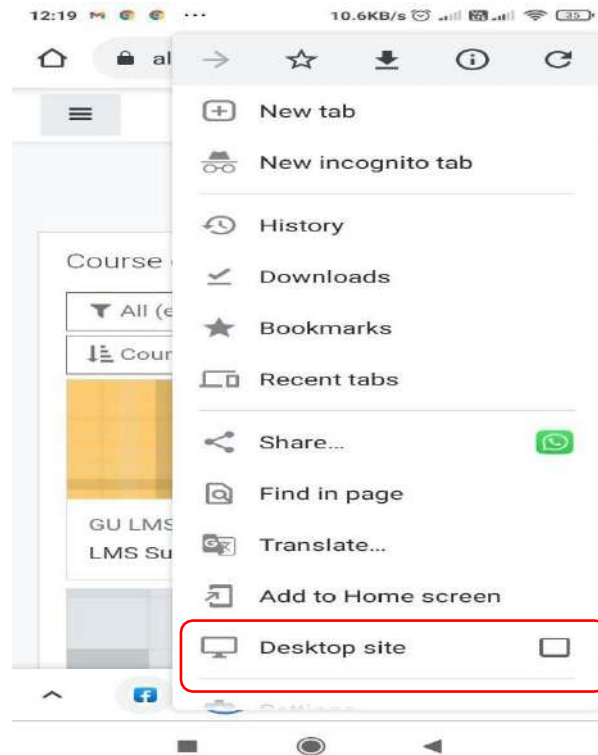
I agree with the validation process.

**Timed quiz**

The quiz has a time limit of 30 mins. Time will count down from the moment you start your attempt and you must submit before it expires. Are you sure that you wish to start now?

**Q3 How to open exam in mobile browser?**

**Solution: login to [lms.galgotiasuniversity.edu.in](https://lms.galgotiasuniversity.edu.in)**



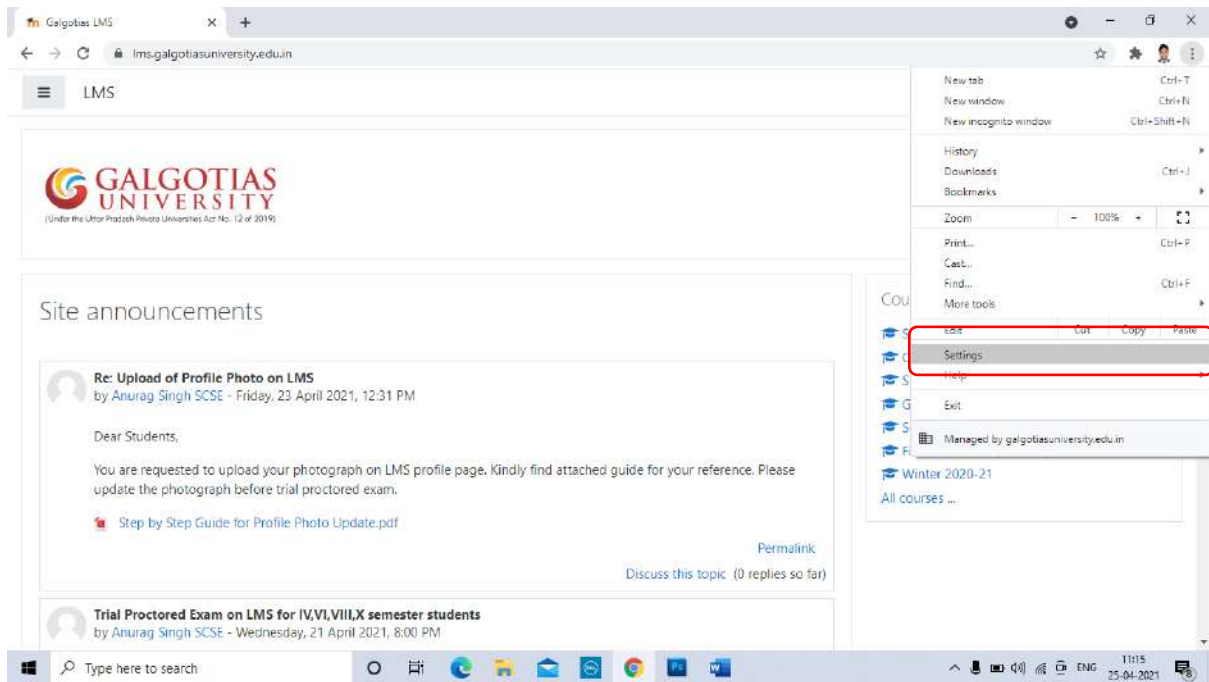
**Ans:** Use any mobile browser like chrome or other mobile browser and change it to desktop site.

### FAQ for Proctored exams

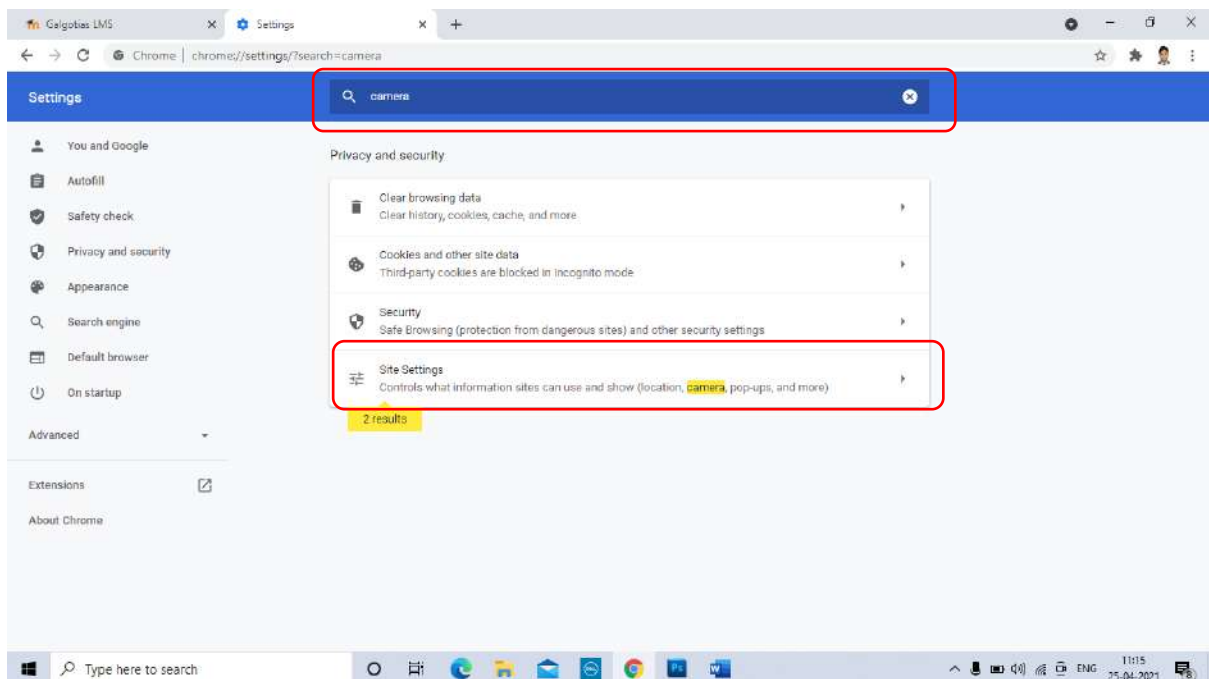
Q1 How to open and check camera settings in browser, if camera is not working and unable to select camera in Laptop?

#### **Solution:**

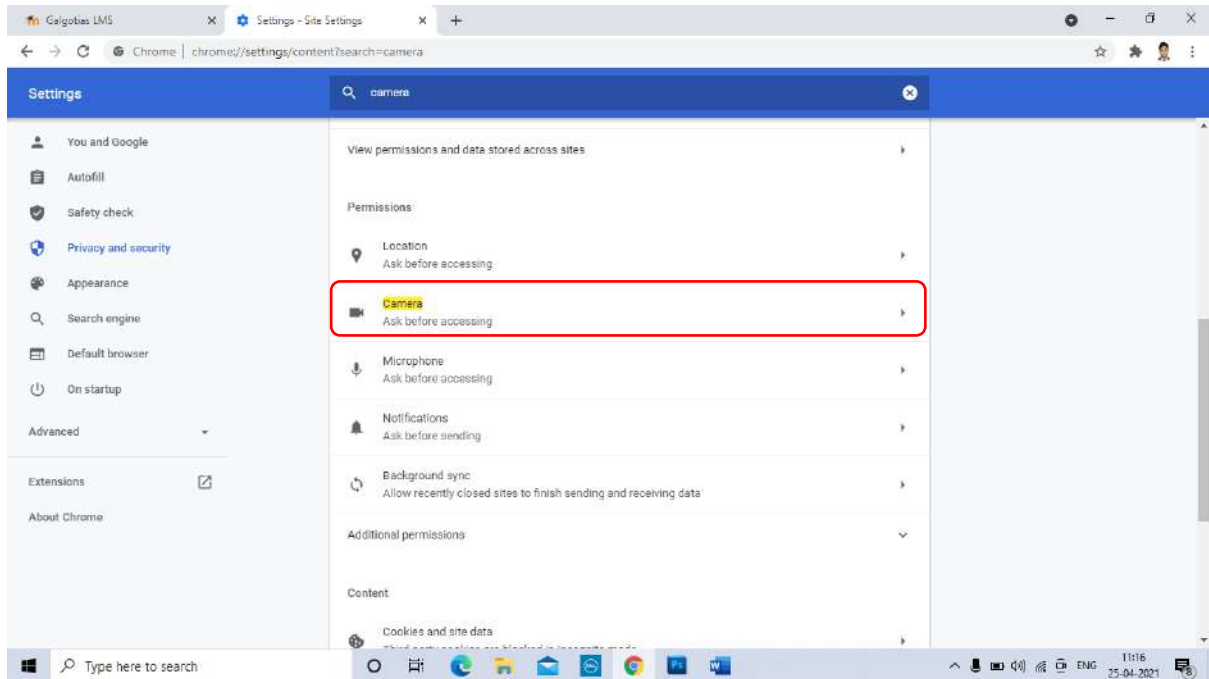
Step1. Click on browser settings



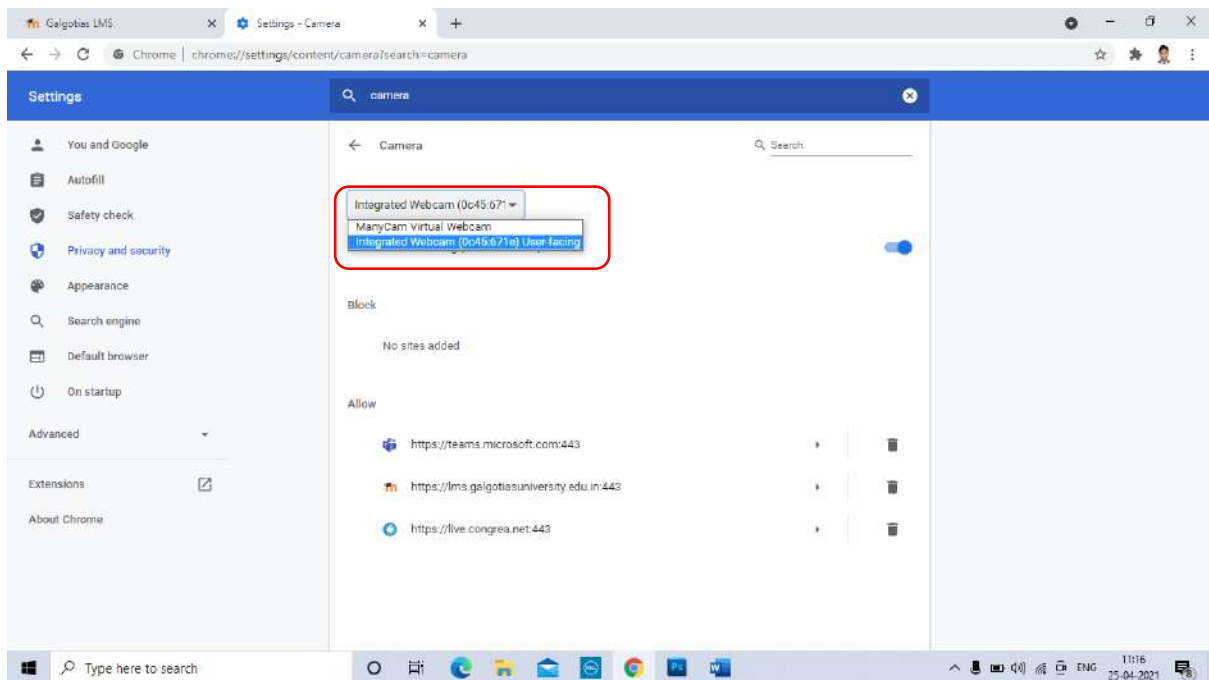
Step2. Search for camera and click on site settings



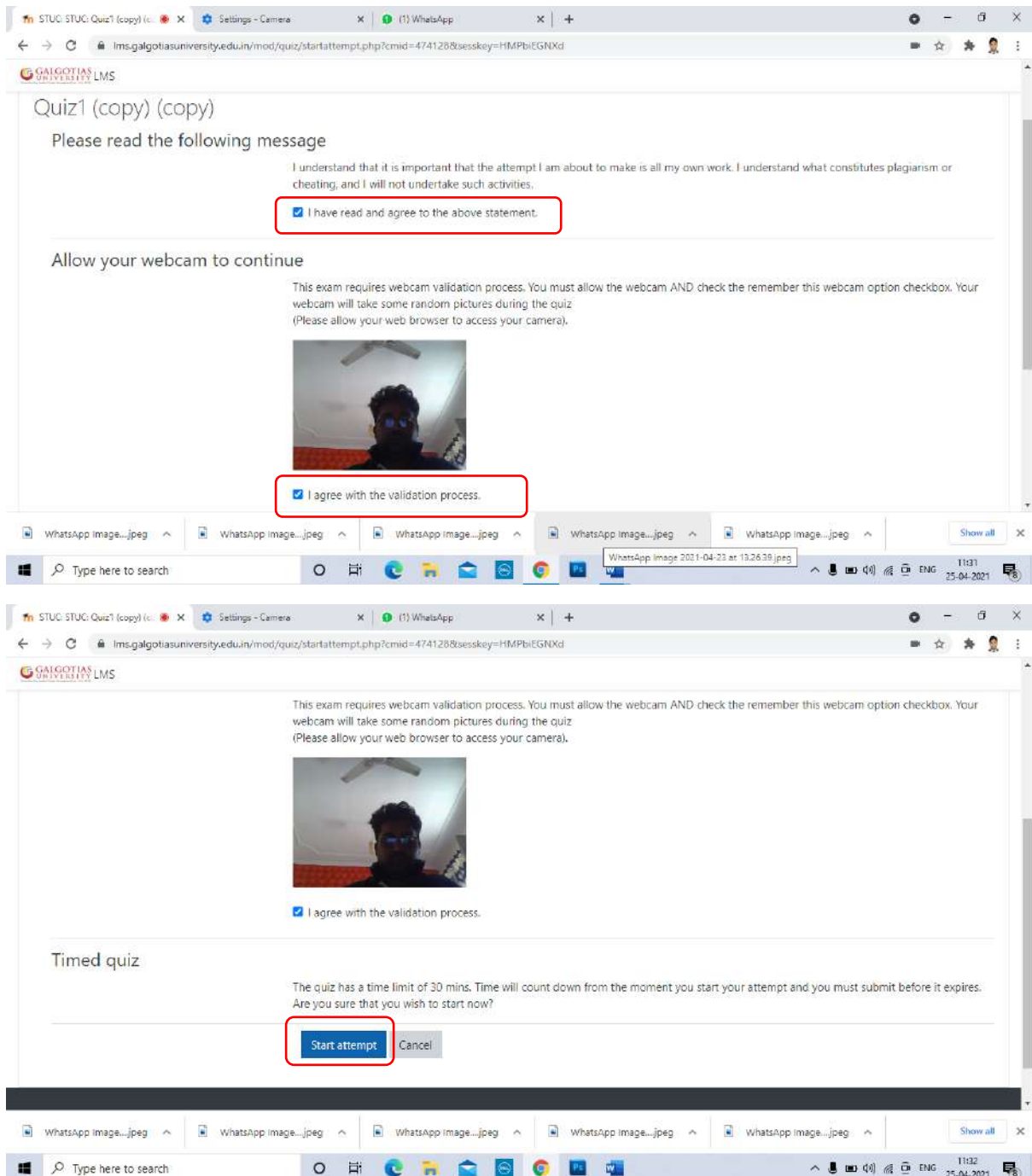
Step3. Click on camera



Step4. Select integrated webcam if using inbuilt camera or if any external camera attached select that.




Step5. Click on LMS exam and refresh. Camera will start working



The screenshot shows a web browser window displaying the LMS interface for a quiz. The browser tabs include 'STUC: STUC: Quiz1 (copy)', 'Settings - Camera', and '(1) WhatsApp'. The address bar shows the URL: `lms.galgotiasuniversity.edu.in/mod/quiz/startattempt.php?cmid=474128&sesskey=HMPbiEGNXd`.

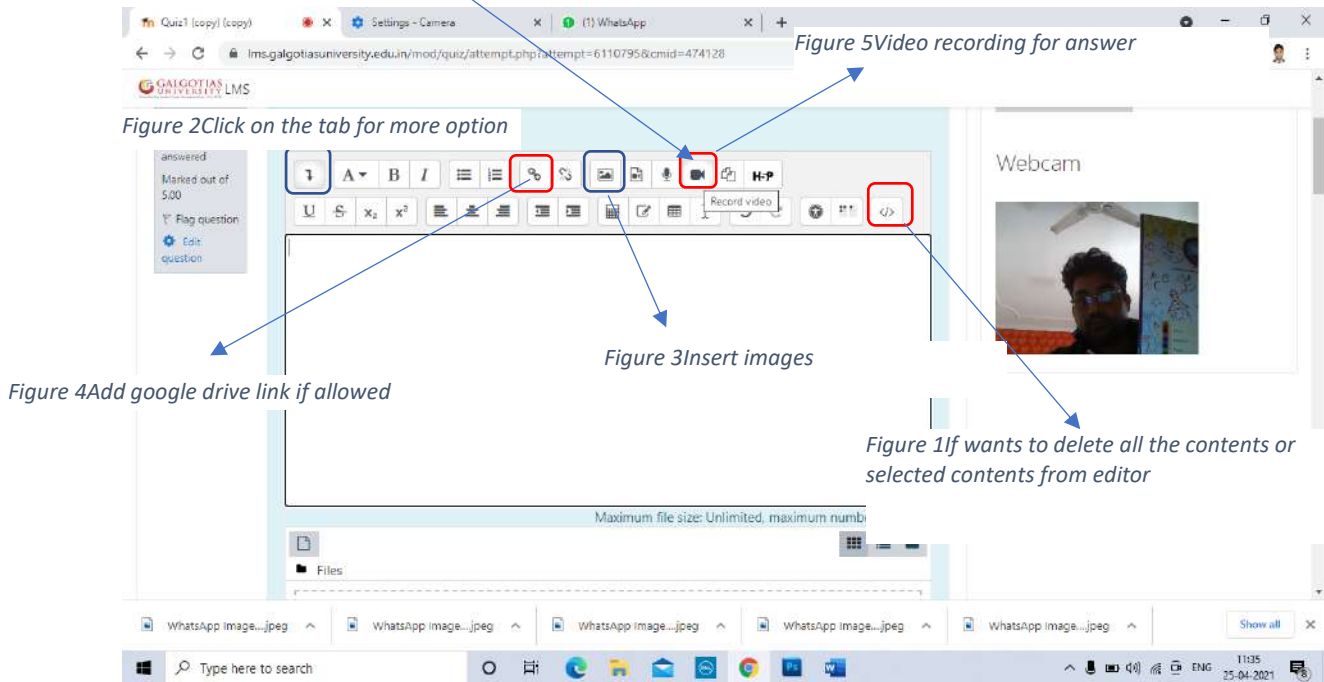
The page content includes the following sections:

- Quiz1 (copy) (copy)**
  - Please read the following message
    - I understand that it is important that the attempt I am about to make is all my own work. I understand what constitutes plagiarism or cheating, and I will not undertake such activities.
    - I have read and agree to the above statement.
  - Allow your webcam to continue
    - This exam requires webcam validation process. You must allow the webcam AND check the remember this webcam option checkbox. Your webcam will take some random pictures during the quiz (Please allow your web browser to access your camera).
    - 
    - I agree with the validation process.
- Timed quiz**
  - The quiz has a time limit of 30 mins. Time will count down from the moment you start your attempt and you must submit before it expires. Are you sure that you wish to start now?
  -

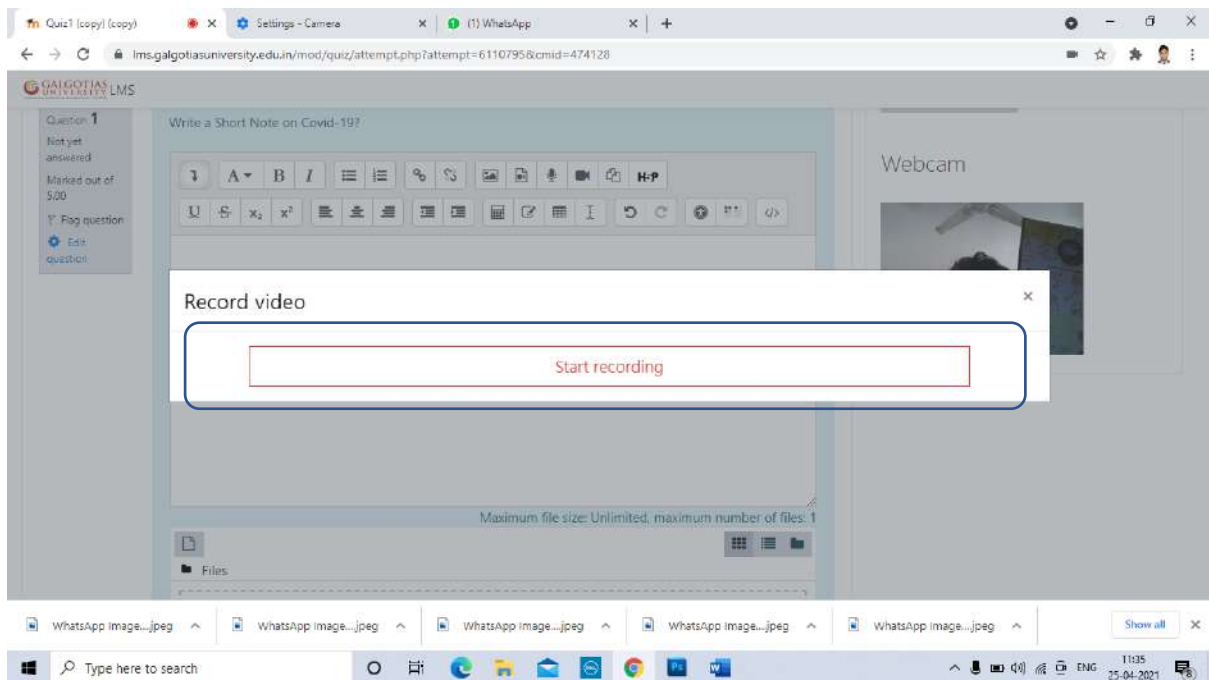
Q2 How to attach handwritten answer without using mobile phone transfer within laptop/desktop?

**Solution:**

**Step6.** Click on camera inbuilt within text editor.

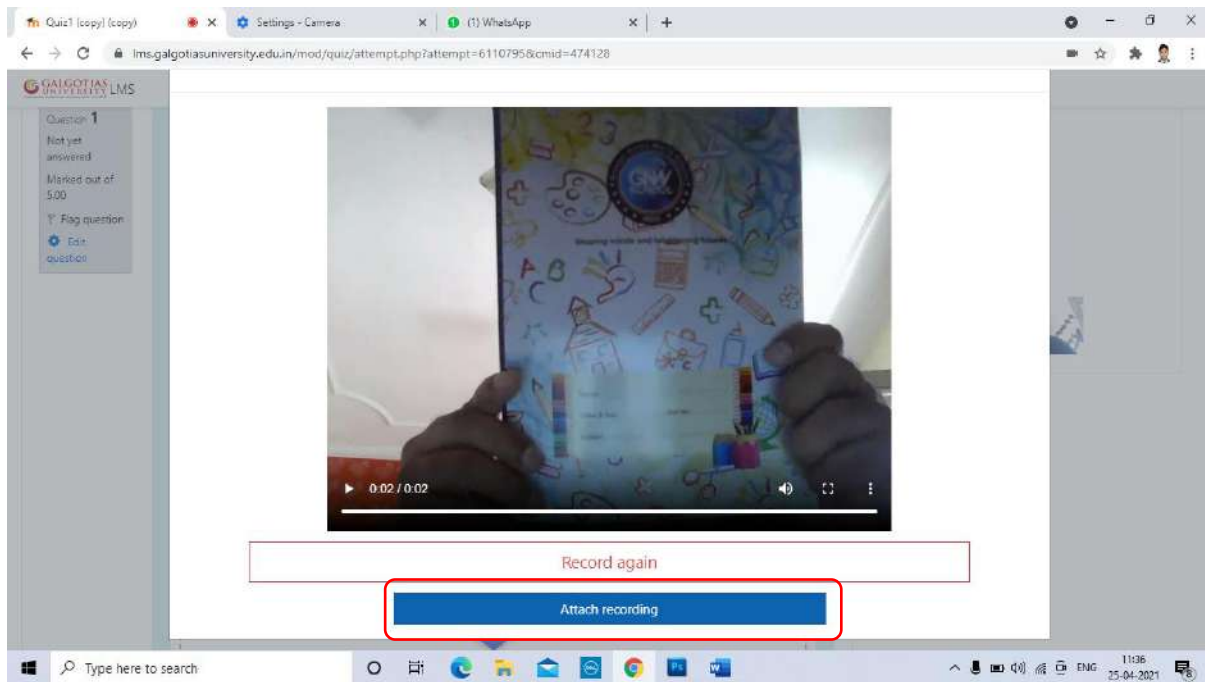


**Step7.** Click on start recording your answers and diagram.

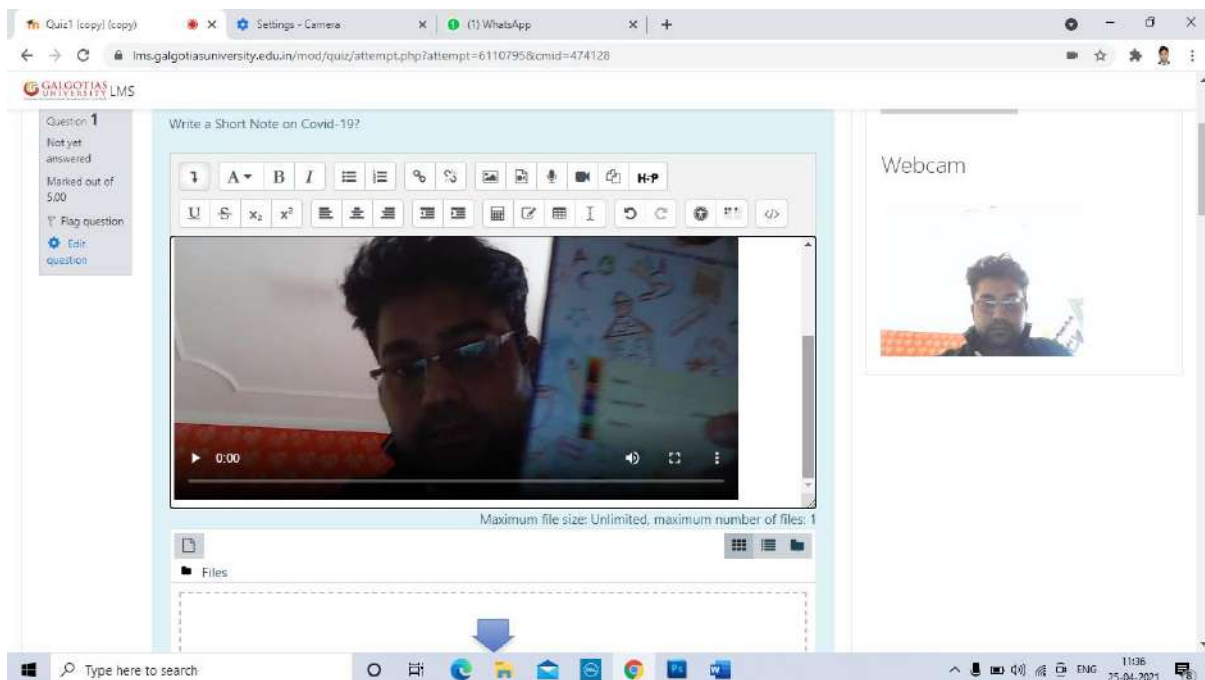




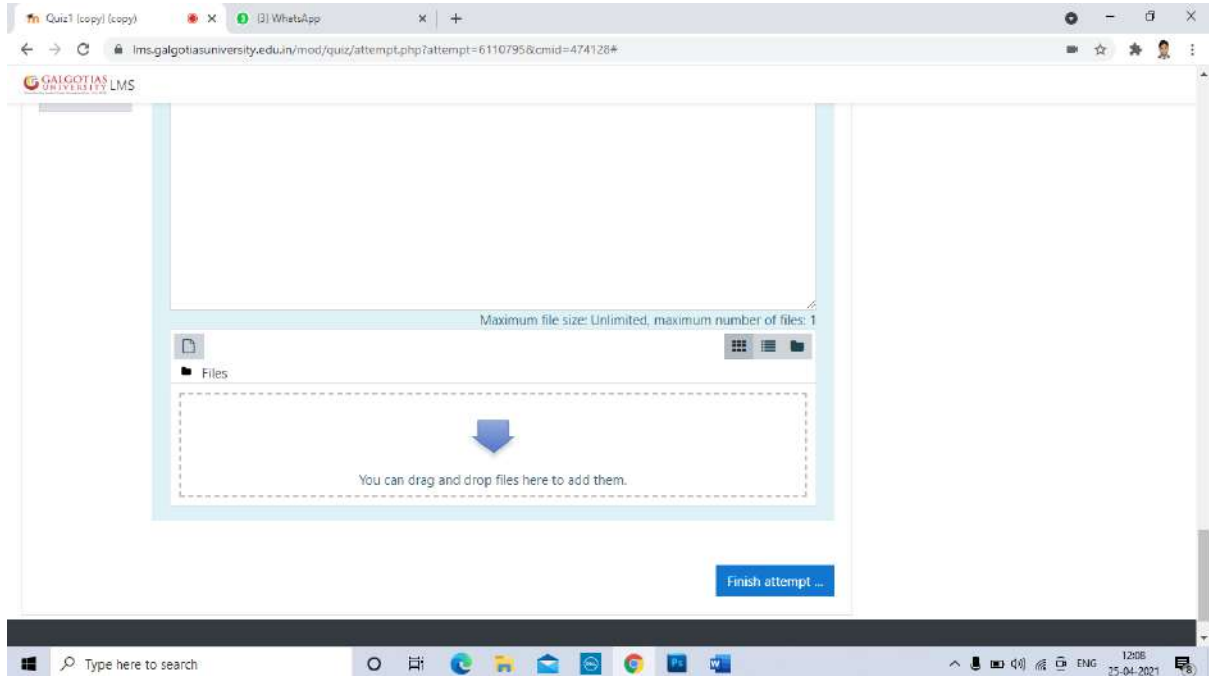
Step8. Every single Recording will be till 3-5 sec



Step9. You can add more small videos answer one after other.



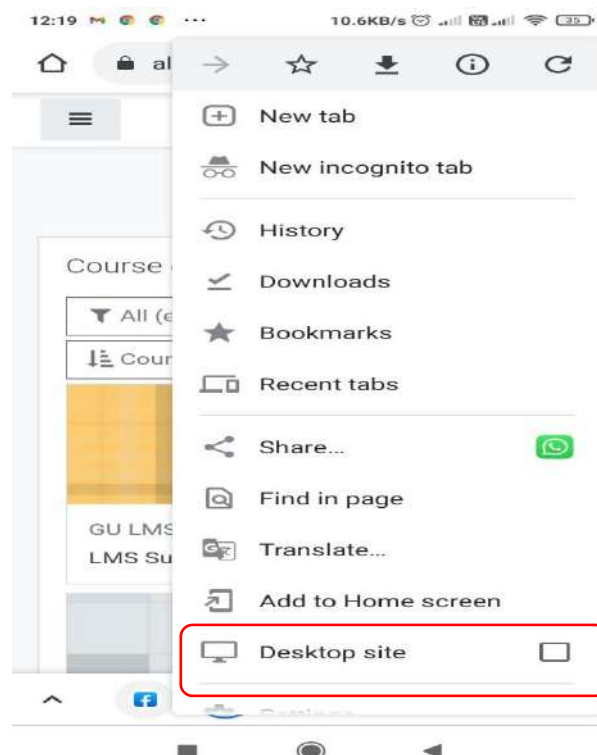
Step10. If you want to upload any answer in the form of image and pdf you can also use file upload area.



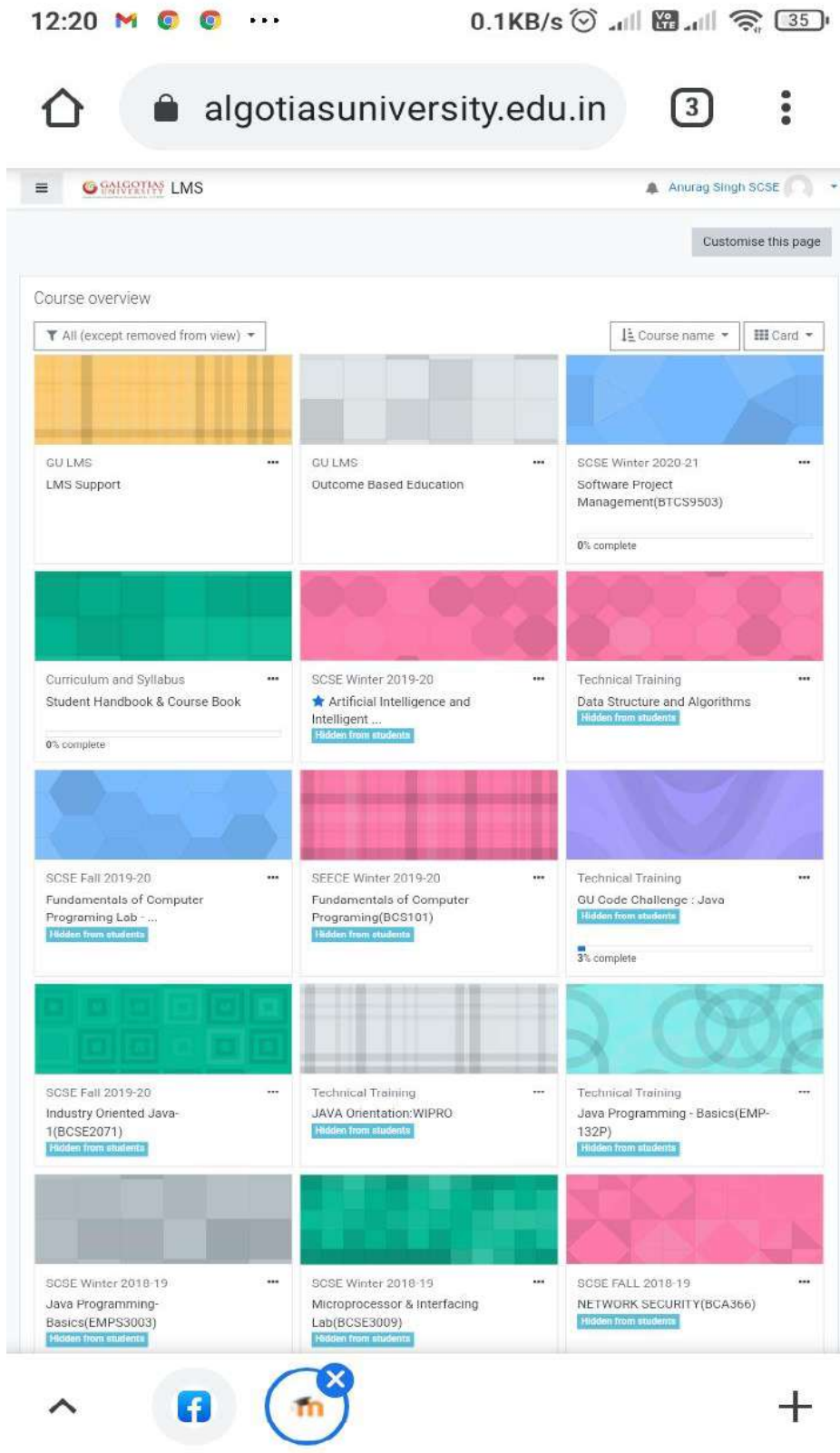
Q3 How to open exam in mobile browser?

**Solution:**

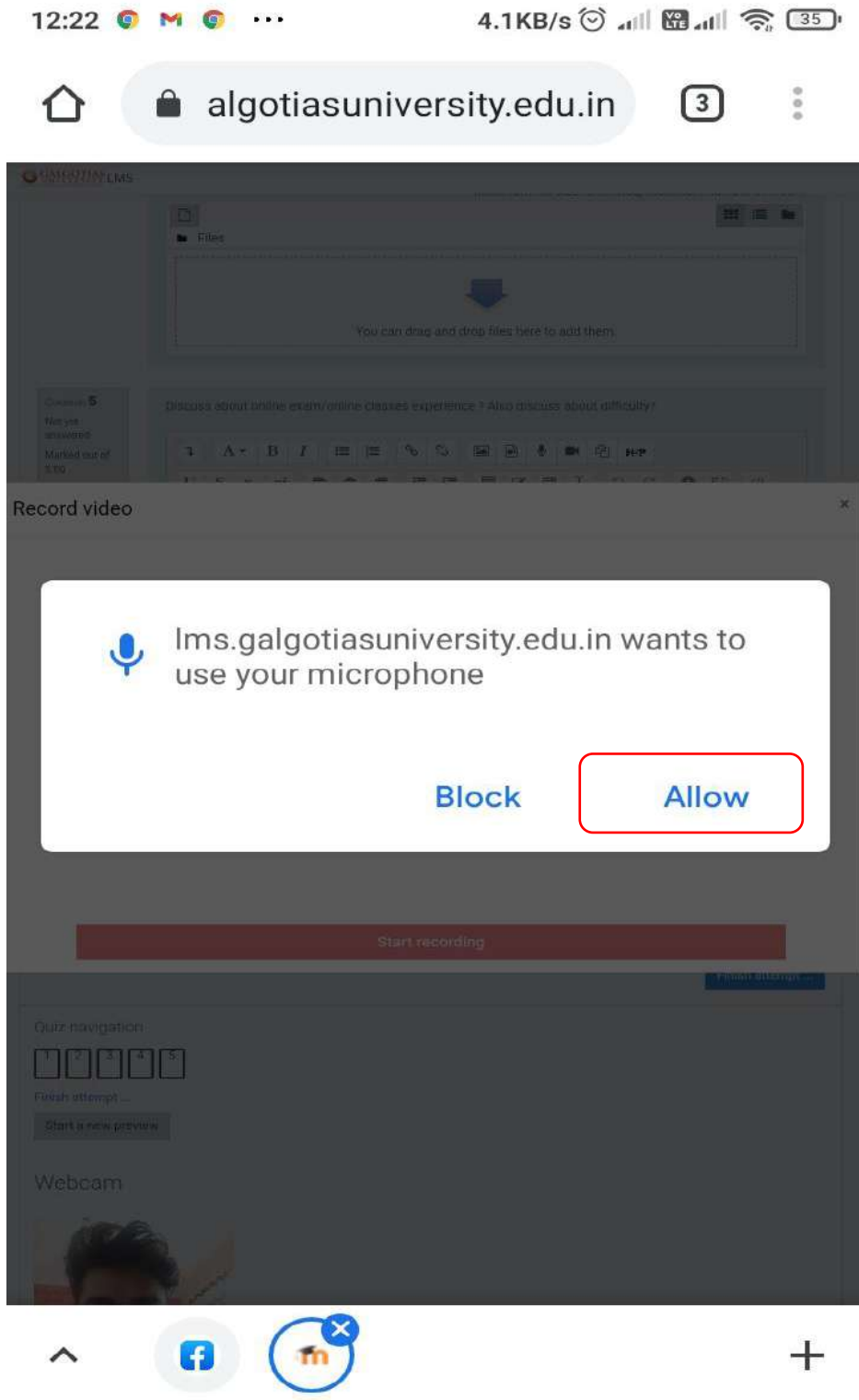
1. Use any mobile browser like chrome or other mobile browser and change it to desktop site.



2. Now select the course in which exam is configured



3. Click on allow camera



4. Select the tick box for starting the attempt

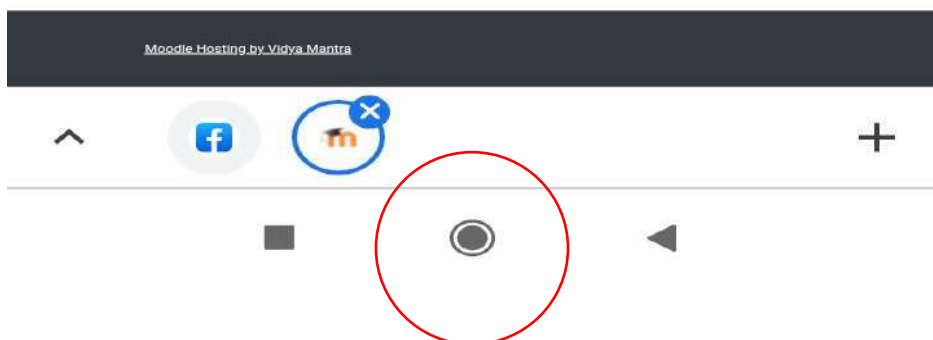
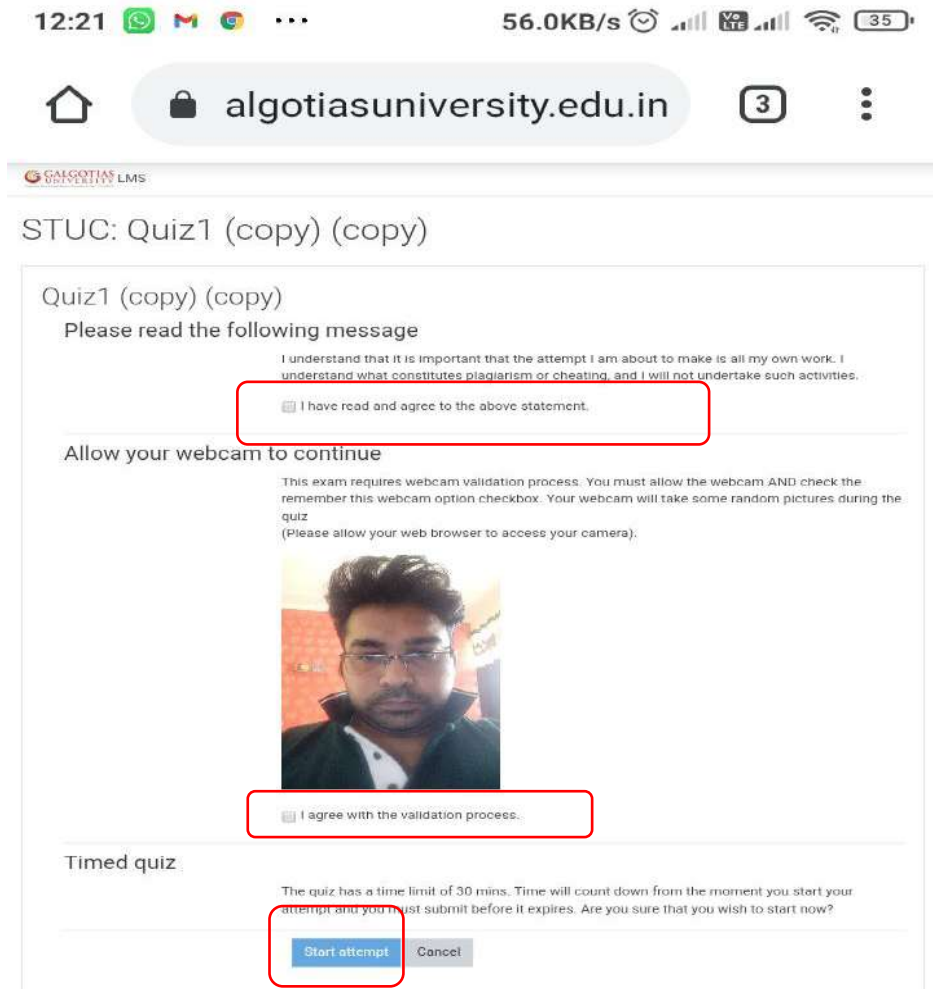


Figure 6 Minimize button to minimize the browser

Q4 How student can upload answer using mobile browser and afraid of closing window.

**Solution:**

- 1) Student click on below tab for uploading pdf/ images etc

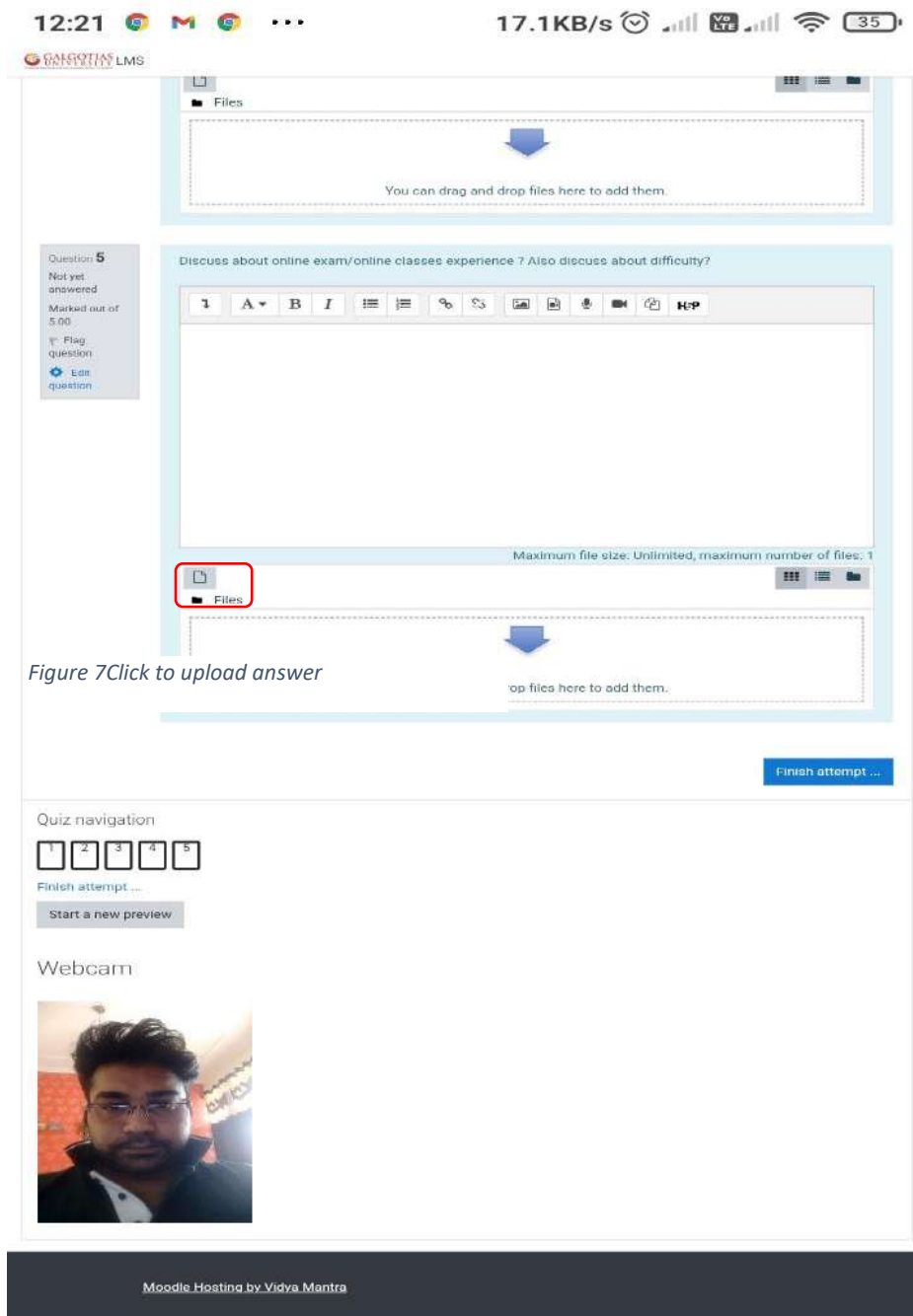
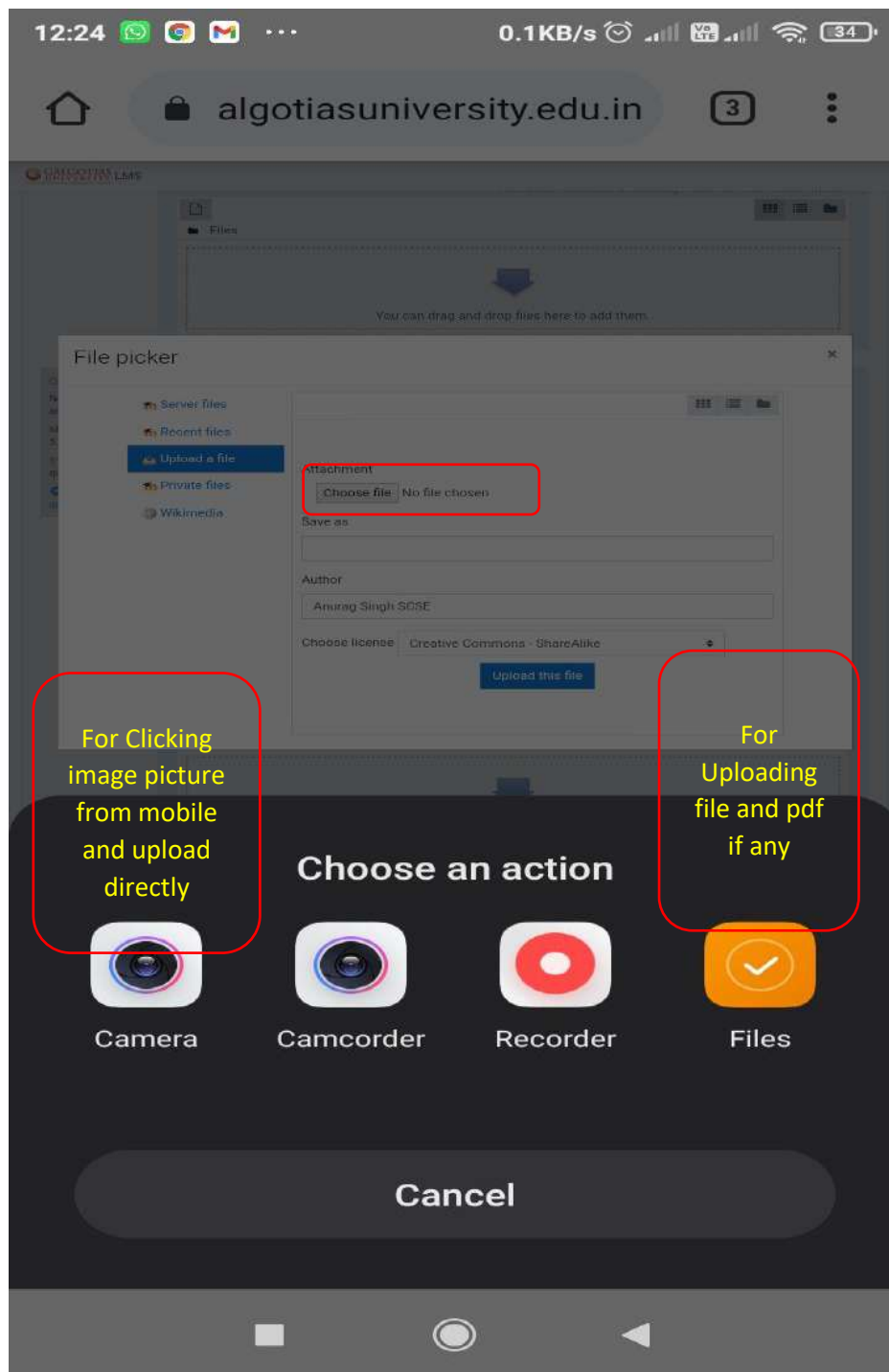


Figure 7 Click to upload answer


- 2) Students can directly take picture of their answers and upload directly without converting to pdf in image format. Find attached image for your reference.



Q5 How to enable camera in smart phone for examination using LMS?

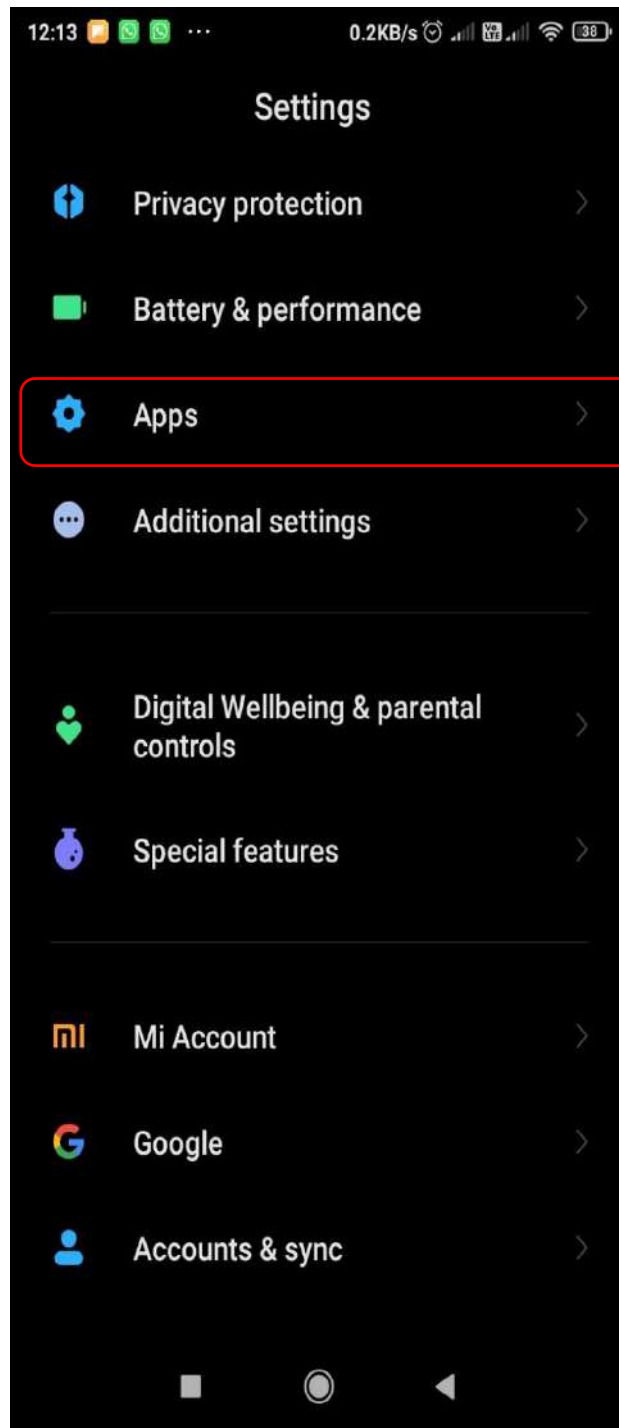
**Solution:**

- I. Click on settings

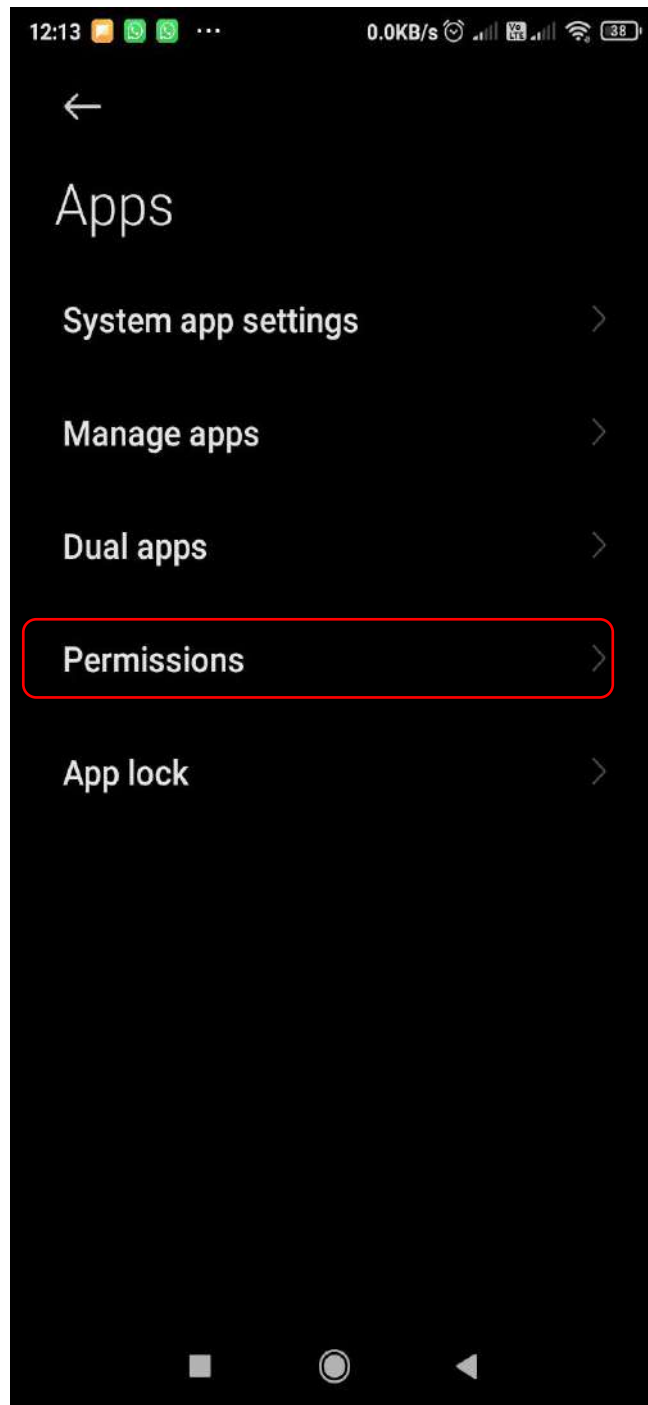




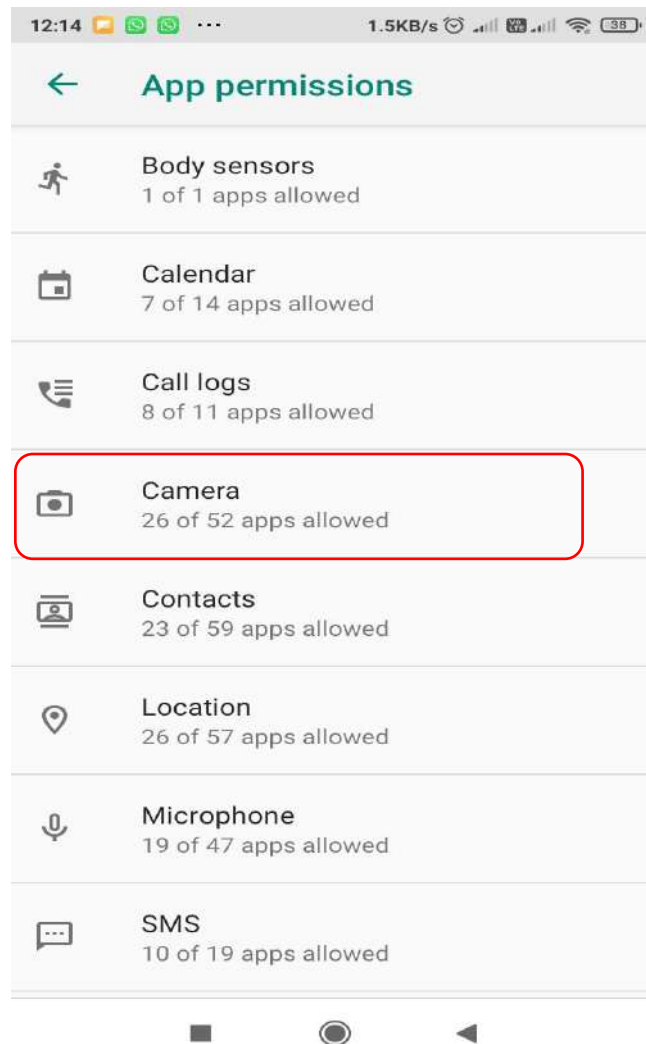
II. Click on Apps. Some phone has Application settings



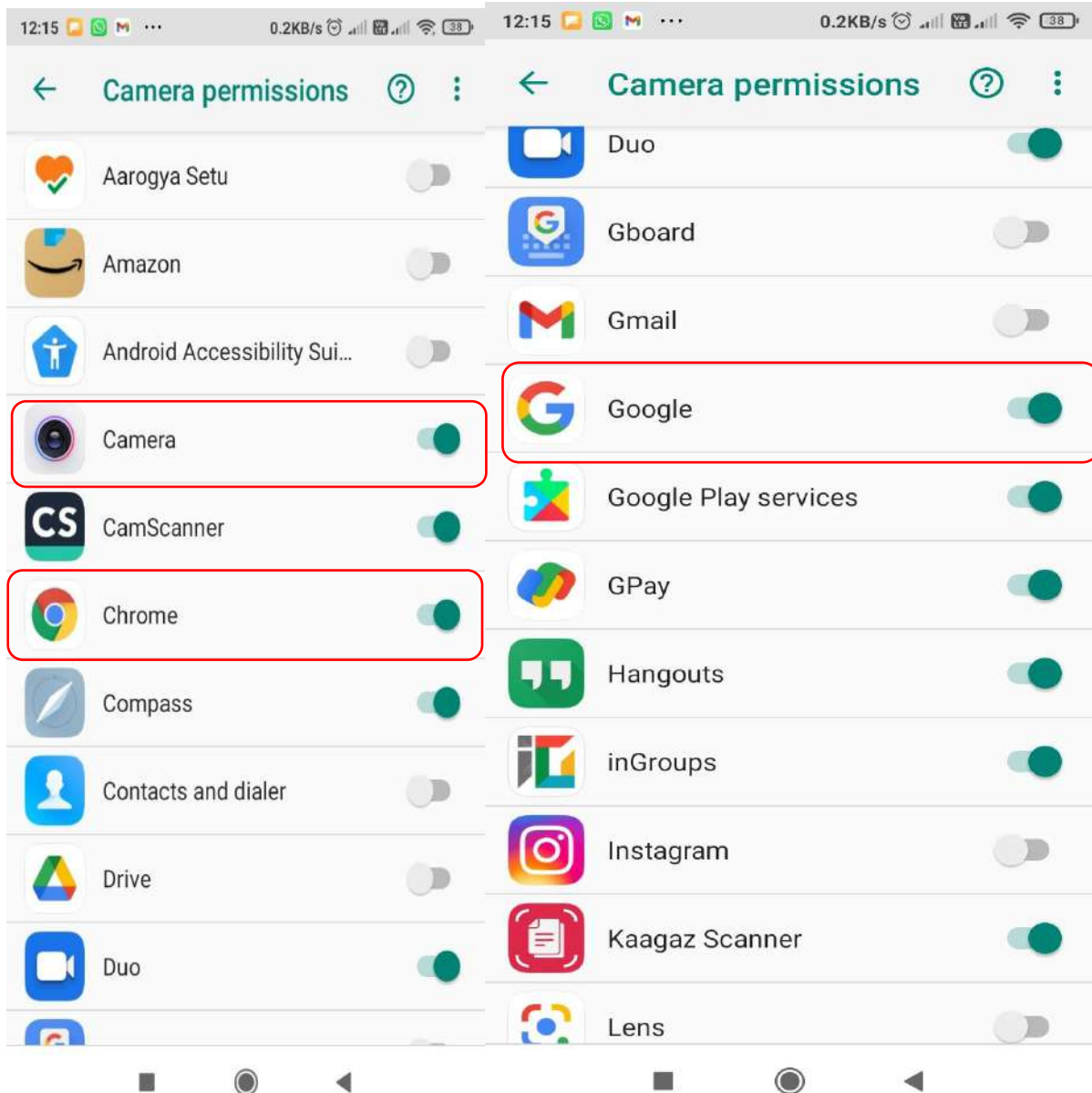
III. Click on Permissions.



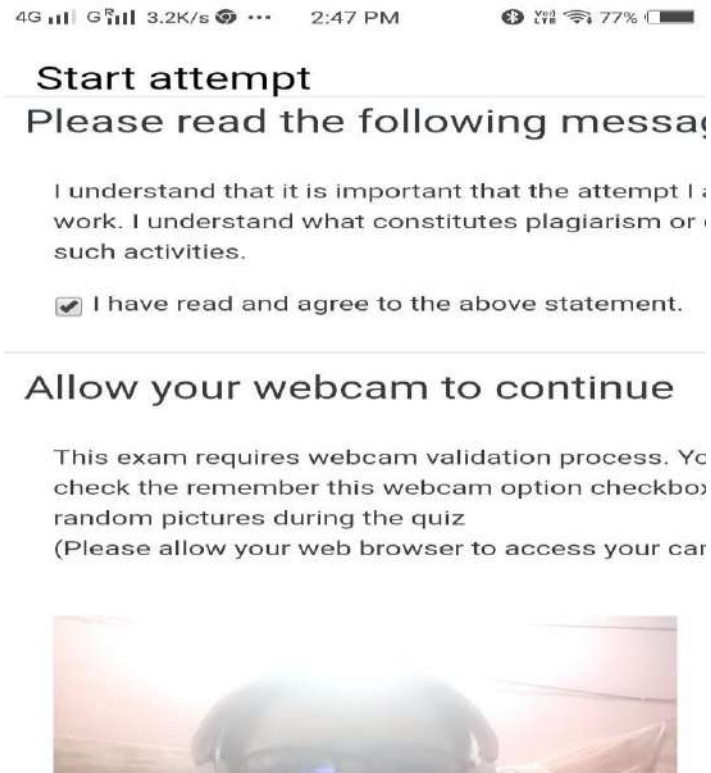
IV. Click on Camera



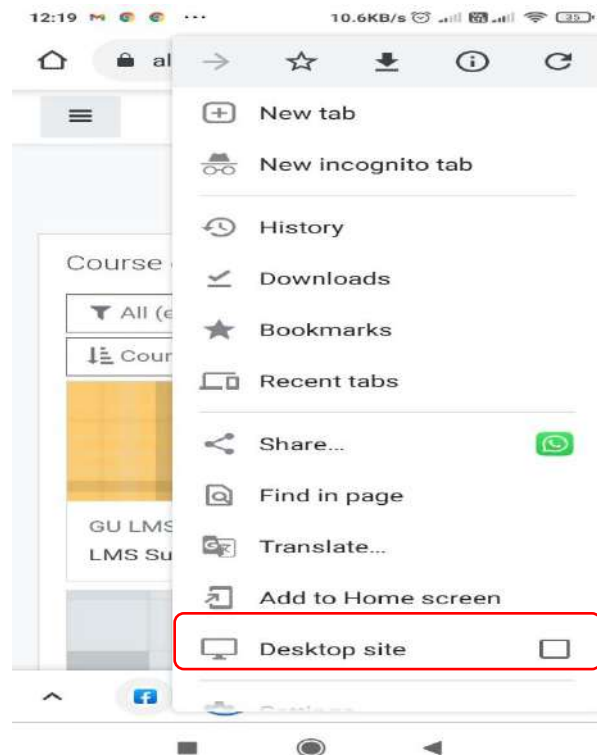
V. Click camera permission and google chrome or any browser to allow



Q6 How to resolve scrolling issue. While using exam using mobile browser?



**Solution: Use Desktop site in mobile browser using corner three dots button to use Galgotias LMS.**



Q7 Can we change and use browser in many devices?

**Answer:**

No, you cannot use multiple devices and browser for attempting exam. If you do so and close the browser then exam will get over and it will show following restrictions.

